



For Earth, For Life
Kubota

Irish Grass Machinery Ltd
39 Rosemount Business Park
Ballycoolin, Blanchardstown,
Dublin 11. Tel: 01 899 1212

B

**KUBOTA DIESEL TRACTOR
B1 SERIES
B1161/B1181/B1241**

Three new models with the power and versatility you need
to get your jobs done quickly, safely, and efficiently.





New The B1

The right combination of power and versatility for every job

Designed with your needs in mind, the new B1 Series offers three model variations with different combinations of power and features to let you perform any job with maximum efficiency and economy. The new B1 Series features powerful and dependable 16-, 18-, or 24-hp engines with high torque, cleaner emissions, and low noise and vibration. All three models are also ready for the road, letting you move safely and quickly from site to site.

Irish Grass Machinery Ltd
39 Rosemount Business Park
Ballycoolin, Blanchardstown,
Dublin 11. Tel: 01 899 1212

NEW KUBOTA DIESEL TRACTORS
B1161/B1181
B1241



The New B1 New Design

The new B1 Series' clean, sophisticated design is both luxurious and functional, with a sleek slanted bonnet for an improved view, combination lamps that serve to both illuminate dark sites and for indication, powerful multi-reflective headlamps to let you work efficiently and travel safely, and a streamlined, easy-to-clean front grill.

Slanted Bonnet

Offering a clear view of the front, the slanted bonnet improves visibility during front loader operations.

Combination Lamps

Bright and powerful, the new B1 Series' combination lamps provide extra illumination to the sides on dark sites and also serve as indicators.

Headlamps

These multi-reflective headlamps shine brighter and further, letting you work efficiently and travel safely.

Front Grill

Designed to match the slanted bonnet, the new B1 Series' streamlined front grill is also easy to clean.



Irish Grass Machinery Ltd
39 Rosemount Business Park
Ballycoolin, Blanchardstown,
Dublin 11. Tel: 01 899 1212



From the rear mirror and handgrip to the clutch pedal safety switch and parking brake, the new B1 Series' safety features help ensure your safety while at work and on the roads.

Enhanced Safety



Rear Mounted ROPS/Malfunction Prevention Screen

Standard on all of the new B1 Series models, this screen protects the driver from performing potentially dangerous tasks.



Mirrors

The convenient mirrors let you keep your eyes safely on the action ahead while closely monitoring the action behind.



Handgrip

For easier entry and exit, all new B1 Series models feature a handgrip on the left side.



Open Bonnet System

A redesigned bonnet latching system provides greater safety when opening the bonnet for maintenance.



Engine Start Safety System

A three-tier safety system. Ensures that the engine doesn't start until it is safe to do so.

- 1) seat occupied,
- 2) PTO off,
- 3) clutch pedal pressed



Parking Brake

A buzzer sounds if the operator leaves the seat without setting the parking brake.



Auxiliary Step (B1241 only)

The B1241 model offers a step on the left side for easier and safer entry and exit.



Engine Key Stop

A 4-position (preheat/on/off/start) key-operated switch operates a solenoid to shut off the engine.

Enhanced Performance

No matter what the task, there's a new B1 Series tractor ready to take it on. Choose from three models, each with a unique set of features that is tailored to specific tasks, such as the B1181's Mid-PTO for mowing tasks. Each also offers a reliable, Stage 5 compliant engine with the right amount of output—16, 18, and 24 PS—to ensure optimum performance efficiency and cost effectiveness.



Diesel Engine

Every B1 Series model is built around a rugged and reliable Kubota E-TVCS (three-vortex combustion system) engine that provides increased power, high torque, cleaner emissions, and low noise and vibration. All engines are equipped with a large-capacity 480W alternator that reliably provides electrical power even on cold winter days.




Irish Grass Machinery Ltd

39 Rosemount Business Park
Ballycoolin, Blanchardstown,
Dublin 11. Tel: 01 899 1212




Power Steering (B1181/B1241)

Highly efficient power steering provides easier maneuverability and more responsive control, particularly in soft ground. A vibration damping mechanism reduces fatigue and increases comfort when working long hours.



High-Capacity Radiator

The new B1 Series' high capacity radiator keeps the engine cool and operating at maximum efficiency even on the hottest summer days.



Bevel-Gear 4WD

When the going gets tough, the new B1 Series keeps going, thanks to a bevelgear 4WD that provides power to all four wheels whenever extra traction is required. Bevel-gear 4WD also provides a higher ground clearance as well as the tightest turning radius in the new B1 Series' class.



3-Point Hitch

All new B1 Series models feature Kubota's Category I 3-point hitch for use with rear implements.

Durable Wet Disc Brakes

With just a light touch of the brake pedal, Kubota's wet disc brakes provide even and powerful braking force. You'll stop faster with greater control, thereby ensuring optimum safety.



Enhanced Comfort

Comfort is important, especially when you're working long hours in the field. The new B1 Series ensures that you'll remain comfortable all day long, offering a host of ergonomic features that include a full rubber operator platform, cup holder, and hand grips.

Semi-Flat, Full Rubber Covered Deck

Every new B1 Series model features a deck fully covered in durable rubber to dampen vibrations and provide extra comfort for your feet.



Lever Guides (B1181 and B1241)

Large angled lever guides ensure quicker lever recognition and more accurate shifting. All levers are conveniently positioned for fast access.

Useful Cup Holder

A convenient cup holder keeps your beverage tumbler or travel mug within easy reach, allowing you to quickly quench your thirst.






Enhanced Maintenance



Backlit Instrument Panel

A redesigned instrument panel helps you keep track of vital tractor functions. The panel backlight activates when the headlamps are turned on.



Air Cleaner

Located under the bonnet for quick and easy access, the single-element air cleaner can be quickly changed. A clean air filter improves gas mileage and performance, reduces emissions.

Enhanced Versatility



Ready for work, ready for the road

All three B1 Series models are road ready, letting you quickly and safely travel between job sites and start work right away.

- A** Combination lamps
- B** Indicators
- C** Mirrors
- D** Number plate bracket
- E** Brake lights
- F** Trailer tipping pipe (option)




Tractor Implements

Irish Grass Machinery Ltd
39 Rosemount Business Park
Ballycoolin, Blanchardstown,
Dublin 11. Tel: 01 899 1212

A versatile array of implements to get the job done right

Mid-PTO (B1181)

The B1181 features a mid-mount mower PTO shaft drive that provides superior operational performance and durability, as well as quick and easy maintenance. Attach Kubota's 48" mid-mount mower deck, and enjoy superb cutting performance even in long or wet grass.



LOADER SPECIFICATIONS

Model		LA213
Maximum lift height (to bucket pivot pin)	mm	1921
Clearance w/bucket dumped	mm	1445
Reach at maximum lift height (dumping reach)	mm	815
Maximum dump angle	degrees	44
Bucket roll-back angle	degrees	24
Digging depth at bucket levelled	mm	110
Overall height in carrying position	mm	1070
Bucket width	mm	1067
Lift capacity (bucket pivot pin)	kg	302
Lift capacity (500 mm forward)	kg	208
Breakout force (bucket pivot pin)	N	6546
Breakout force (500 mm forward)	N	4508
Raising time to full height w/o load	sec.	3.6
Lowering time w/o load	sec.	2.7
Bucket dumping time	sec.	1.5
Bucket rollback time	sec.	2.5

LA213 Front Loader

Take on those tough loading jobs with ease and efficiency

The new B1 Series' front loader is ready for the toughest front loading jobs, offering a 42" loader bucket, braceless frame, protected hydraulics, a tractor-integrated single-lever joystick, quick attach/detach system, heavy-duty mounting frame, curved boom, and optional front guard.



MID-MOUNT MOWER

Kubota Genuine and Approved Parts

for maximum performance, durability and safety



Specifications

Model	B1161D-EC		B1181DT-EC		B1241D-EC	
Road approval	Approved (EC homologated model)					
	w/o Mid PTO		w/ Mid PTO		w/o Mid PTO	
Engine	E-TVCS, liquid, 3-cylinder diesel					
Type						
Make, Model	Kubota D722		Kubota D782		Kubota D1105	
Engine power SAE gross	kW (PS)	11.8 (16)	13.2 (18)		17.9 (24.0)	
Engine power ECE-R24	kW (PS)	10.3 (14)	11.9 (16)		15.8 (21.5)	
PTO power ^(*)	kW (PS)	9.1 (12.4)	10.3 (14.0)		14.3 (19.4)	
No. of cylinders	3					
Bore & stroke	mm	67 × 68	67 × 73.6		78 × 78.4	
Total displacement	cm ³	719	778		1123	
Rated speed	rpm	2900	3000		2600	
Muffler and exhaust pipe	Fully enclosed					
Air cleaner	Single				Double	
Fuel tank capacity	ℓ	14				26
Drive train						
Driving method	2WD ⇔ 4WD					
Transmission speeds			F6/R2		F9/R3	
Max. travelling speed	km/h	17.5	19.3		18.9	
Differential lock	STD					
Brake type	Wet mulch disk					
Steering	Manual			Power steering		
PTO	Transmission driven with one way clutch					
Rear PTO	Type					
	Speed	rpm	540	540/1000		540
Mid PTO ^(*)	Speed	rpm	N/A	2500		N/A
Hydraulic system						
Pump capacity	ℓ/min	14.1				16.9
Lift control type	Select				Select (Q.I.V)	
Lift capacity	Link end	kg	540			615
3-point hitch	category I					
Dimensions						
Overall length	mm	2360				2410
Overall width (min. tread)	mm	938				990
Overall height	mm	2217-2293 (ROPS)				2013-2350 (ROPS)
Wheelbase	mm	1270				1563
Tread	Front	mm	767-867			797-815
	Rear	mm	760-1006			760-1006
Ground clearance	mm	240-316				267-313
Turning radius with brake	m	1.8				2.1
Standard tyre	Front: Farm	5-12				6-12
	Rear: Farm	8-16				9.5-16
	Front: Turf	20 x 8.00-10				-
	Rear: Turf	212/80D-15				-
Weight	kg	639-674		635-670		732-787
Comfort	Multi-reflective with halogen valve (EC approved)					
Headlamp						
Operator's deck	Semi-flat, full rubber covered deck				Full flat, full rubber covered	
Backlit instrument panel	STD					
Cup holder	STD					
Operator's noise level ^(*)	dB(A)	82.8			84.9	
Other Features						
EC approved ROPS					STD	
EC approved back mirror kit					STD	
Rear work-light kit					OPT	
EC approved drawbar kit					STD	
EC approved front hitch kit	OPT (need fot public road driving)				STD	

The company reserves the right to change the above specifications without notice.

^(*) Manufacturer's estimates.

⁽²⁾ Mower deck can be attached to the tractor only with turf tyre 20x800-10, 212/820D-15.

⁽³⁾ B1161EC/B1181EC/B1241EC: Measures according to Regulation (EU) 1322/2014 XIII.

©2018 Kubota Corporation



KUBOTA (U.K.) LIMITED

Dormer Road Thame, Oxfordshire, OX9 3UN.
Phone (01844) 268000

www.kubota.co.uk



Irish Grass Machinery Ltd
39 Rosemount Business Park
Ballycoolin, Blanchardstown,
Dublin 11. Tel: 01 899 1212