



For Earth, For Life

Kubota

Irish Grass Machinery Ltd  
39 Rosemount Business Park  
Ballycoolin, Blanchardstown,  
Dublin 11. Tel: 01 899 1212

**BX**

**KUBOTA DIESEL TRACTOR  
BX231/BX261**

Sub-compact tractors with the versatility to do any job  
on your estate or property.





# BXtra 231/261

**Sub-compact tractors with the power and versatility to handle a wide range of jobs.**

Smaller than a full-size tractor and easier to operate, the sub-compact BX231/261 machines have the power and versatility to take on your toughest gardening, landscaping, and property maintenance jobs. A fuel-efficient 3-cylinder diesel engine provides plenty of power to haul, climb, and pull your way through even the most challenging tasks. Maintenance of the BX231/261 is very easy due to a bonnet that fully opens to provide quick access to all serviceable areas of the machine.





## COMPACT SIZE

With an overall length similar to a standard garden tractor, the BX231/261 are easy to drive and can work smoothly even in tight spaces. The compact size of the BX231/261 also means they're gentle on turf. But don't be fooled by their compact dimensions—these tractors are powerful and capable of handling a wide variety of tasks.

## PERFORMANCE-MATCHED KUBOTA DIESEL ENGINES

The BX231/261 tractors are powered by a rugged Kubota engines built exclusively for them. The BX231 comes with a 23-horsepower diesel engine under the hood. This engine is a 3-cylinder workhorse that offers remarkable power for a tractor of this size...more than enough muscle to tackle the toughest jobs.

## METAL HOOD / FENDERS

Strong and durable, the BX231/261's metal hood and fenders resist dents, ensuring that your BX tractor continues to look as good as it performs.

## GROUND CLEARANCE

The BX tractors provide 213 mm of ground clearance to get you over rocks and uneven ground.

## VERSATILE CATEGORY I 3-POINT HITCH

The BX231/261 feature a sturdy, hydraulically controlled Category I 3-point hitch that allows you to attach a wide variety of rear implements.

## FOLDABLE ROPS

New foldable ROPS allow you to drive through low entrances such as your garage or shed.



## FULLY OPENING HOOD



- A. BRIGHT HALOGEN HEADLIGHTS
- B. REVERSE AIR FLOW
- C. LARGE FUEL TANK
- D. 4WD
- E. FOLDING ROPS





**BX231/261 Optional CAB**



# BXtra Comfort

## More control, more comfort, more space.

The redesigned instrument panel is modern and stylish. It features familiar, easy to read indicators that display all the information you need to safely and efficiently operate your BX tractor. A fully padded high-back deluxe suspension seat with adjustable armrests, a new tilt steering wheel, and more legroom on the deck help to keep you working at maximum efficiency and in maximum comfort.



### MECHANICAL SUSPENSION SEAT

For smooth travelling and working, the standard mechanical suspension high-back seat provides great operating comfort.

### EASY TO READ INSTRUMENT PANEL

The new BX231/261's instrument panel offers easy to read indicators for all of the vital information you need to keep your tractor running smoothly, safely, and efficiently. A single glance at the redesigned instrument panel tells you everything you need to know about the major functions and condition of your BX231/261.

### NEW TILT STEERING WHEEL

Repositioned for greater comfort and steering control, the BX231/261's steering wheel also tilts to accommodate operators of all shapes and sizes, a feature that is sure to be appreciated when the BX231/261 is used by multiple operators.

### CRUISE CONTROL

Cruise control automatically maintains a constant speed, letting you take your foot off the forward pedal. It's the easy way to mow large areas or travel long distances.

### EASY-TO-USE HST TRANSMISSION

HST offers fast and smooth forward and reverse speed and direction changes via twin foot pedals.

### SPACIOUS OPERATOR AREA

Operator comfort has been enhanced by a fully flat deck layout with the brake on the right hand side, providing more room for your feet. The new design also improves operability.

A. HYDRAULIC POWER STEERING

B. LEFT-SIDE BRAKE PEDAL

C. FULLY FLAT FLOOR FOR INCREASED LEGROOM

D. CUP HOLDER

E. HAND RAIL

F. STORAGE COMPARTMENT WITH 12V SOCKET

*Keep your phone handy and charged in this convenient compartment.*

*Large enough for bigger phones, the compartment is equipped with a lid to keep the phone secure while you are working.*

*The 12V socket is located nearer to the seat for quick and easy access.*



G. DELUXE LEVER GUIDE

H. FOLDABLE ROPS

**Irish Grass Machinery Ltd**  
39 Rosemount Business Park  
Ballycoolin, Blanchardstown,  
Dublin 11, Tel: 01 899 1212



# BXtra Quick

Irish Grass Machinery Ltd  
19 Rosemount Business Park  
Ballycoolin, Blanchardstown,  
Dublin 11. Tel: 01 899 1212

## New Easy-Over decks in 54" and 60" sizes.

Kubota's Easy-Over mid-mount mower decks are available on the BX231/261 tractors. Easy-Over decks can be quickly and easily attached and removed. First, slide out the 40-degree ramps and release the rear spring-loaded wheels. Next, drive over the deck, engage the Rear Deck Lock and the one-touch universal joint lever. Finally, retract the ramps, raise the deck, and start mowing!




### Step 1:

Slide out the ramps and release the rear spring-loaded wheels



### Step 2:

Drive over the deck.



### Step 3:

Lock the deck in place with the easy to use Rear Deck Lock.



### CLASS-LEADING DRIVE-OVER MOWER DECK GROUND CLEARANCE

The Easy-Over mid-mount mower deck features a full 152.4 mm of transport ground clearance — best among sub-compact tractor drive-over mower decks. Class-leading ground clearance means much better clearance over otherwise damaging obstacles.



\* Prototype version of mower deck shown in photos above.




# KUBOTA EASY-OVER MID-MOUNT MOWER DECK

## RCK54D-23BX-EU/RCK60D-23BX-EU

### Drive-Over Mower Specification

Model	RCK54D-23BX -EU	RCK60D-23BX -EU
Type	Drive-Over Mower Side discharge	
Number of blades	3	
Mounting method	Drive over Suspended-Linkage	
Cutting width mm	1372	1524
Cutting height mm	25-102	
Adjustment of cutting height	Dial gauge	
Weight kg	117	129



### Step 4:

Connect the PTO shaft using the easy one touch lever, then set the anti scalp wheels.



**Step 5:**  
Retract the ramps,  
raise your deck, and  
you're ready to go!



# BXtra Easy

Easy to drive, easy to manoeuvre.

Irish Grass Machinery Ltd  
39 Rosemount Business Park  
Ballycoolin, Blanchardstown,  
Dublin 11. Tel: 01 899 1212

The versatile BX231/261 tractors are easy to drive and manoeuvre, letting you take on the most challenging mowing jobs with confidence and efficiency. No longer than a standard garden tractor, the BX231/261 drives/travel easily between trees and other tight places. Their compact size also means they're gentle on turf. Among the six rear and side discharge mid-mount mower decks to choose from, the Easy-Over side discharge deck is quick and easy to attach and detach, and is available in two sizes—54" and 60"—to match your specific mowing needs.



105  
106  
107  
108  
109  
110  
111  
112  
113  
114  
115  
116  
117  
118  
119  
120  
121  
122  
123  
124  
125  
126  
127  
128  
129  
130  
131  
132  
133  
134  
135  
136  
137  
138  
139  
140  
141  
142  
143  
144  
145  
146  
147  
148  
149  
150  
151  
152  
153  
154  
155  
156  
157  
158  
159  
160  
161  
162  
163  
164  
165  
166  
167  
168  
169  
170  
171  
172  
173  
174  
175  
176  
177  
178  
179  
180  
181  
182  
183  
184  
185  
186  
187  
188  
189  
190  
191  
192  
193  
194  
195  
196  
197  
198  
199  
200




# MID-MOUNT MOWER

## Combination Chart

Mower Deck Models	Multing Kits
RCK48R-23BX-EU Rear discharge	1,22 m - RCK48
RCK48-23BX-EU-F Side discharge	
RCK54-23BX-EU-F Side discharge	1,37 m - RCK54
RCK54D-23BX-EU Side discharge Drive over mower	
RCK60-23BX-EU-F Side discharge	1,52 m - RCK60
RCK60D-23BX-EU Side discharge Drive over mower	

## EASY-OVER MID-MOUNT MOWER DECK



## STANDARD DECK

This 3-blade mower offers a wide cutting area, allowing you to cut more grass in a single pass. Choose a 48"/54"/60" deck for the BX231/261.



## HIGH CLEARANCE

With 152.4 mm of clearance – more than any other tractor in its class – the BX231/261 easily travel over uneven ground with ease.




## MOWING-HEIGHT ADJUSTMENT DIAL

A simple twist of the dial adjusts the mowing height in 1/4" increments to your desired cutting level.



## DURABLE SHAFT DRIVE

The BX231/261's shaft drive delivers power smoothly from the mid-PTO to the mid-mount mower. Unlike belt drives, there is no slippage and maintenance is minimal.



## EASY ATTACH/DETACH (STANDARD DECK)

The mower can be attached and detached quickly and easily—saving you time and effort.



**Irish Grass Machinery Ltd**  
 39 Rosemount Business Park  
 Ballycoolin, Blanchardstown,  
 Dublin 11. Tel: 01 800 1212



# BXtra Implements

## Faster & simpler attachment of implements.

Whatever the job—digging, mowing, scraping, plowing, tilling, or hauling—there's a BX-Series implement that will get the job done faster and easier. These implements are designed to allow fast, easy attachment and removal, so you can efficiently switch from one job to the next.

## LOADER

Take on jobs you never thought possible with Kubota's new, rugged and sleek front loader.

### HOSE PROTECTION

For the new BX231/261, we've tucked the loader hoses inside the boom for greater protection and better visibility.




### ROUNDED BOOM

The rounded boom perfectly complements the new curved bonnet design. But its benefits don't end there. It also offers greater visibility.



### EASY ATTACH / DETACH

The front loader has a new H-shaped stand, making it easier to attach and detach. This support stand doubles as a hose guard when the loader is in use.



### FRONT GUARD (Option)

The stylish new front guard has been redesigned to fold downwards for easier opening of the hood.



**MID-MOUNT MOWER**



**HIGH DUMP GRASS CATCHER & TRAILER**



**LOW DUMP GRASS CATCHER**



# Specifications

Model	BX231		BX261	
<b>Engine</b>	Liquid-cooled, 3-cylinder diesel			
Type	Liquid-cooled, 3-cylinder diesel			
Model	D902-E4-BX-3EU		D1005-E4-BX-3EU	
Engine gross HP at 3200 rpm	HP (kW)	23.3 (17.1)	25.5 (18.8)	
PTO horsepower at 3200 rpm	HP (kW)	17.9 (13.2)	19.7 (14.5)	
Displacement	cm <sup>3</sup>	898	1001	
Fuel tank capacity	ℓ	25		
<b>Drive train</b>	HST, High-Low gear shift (2 forward / reverse)			
Transmission	HST, High-Low gear shift (2 forward / reverse)			
Drive method	2WD and 4WD selection			
Brakes	Wet disc			
PTO	Live independent, wet hydraulic clutch			
Rear	STD (540rpm)			
Mid	STD (2500rpm)			
<b>Hydraulics</b>	Hydrostatic Power Steering			
Pump output	ℓ/min.	24		
3-point hitch	Category I			
Lift capacity @ 24" behind pin	kg	310		
Steering	Hydrostatic Power Steering			
<b>Tyre size</b>				
Front			18 × 8.5–10	
Rear			26 × 12–12	
<b>Travelling speeds at rated engine rpm (Turf)</b>	Forward	km/h	0–13.5	
	Reverse	km/h	0–10.5	
<b>Dimensions</b>				
Length with 3-point hitch	mm	2425		
Width (w/ turf tyre)	mm	1145		
Height with ROPS	mm	2110		
Wheelbase	mm	1400		
Ground clearance (front axle)	mm	225		
Tread	Front	mm	930	
	Rear	mm	820	
Turning radius (w/o brake)	m	2.3		
Tractor weight	kg	650		

**Irish Grass Machinery**  
 39 Rosemount Business Park  
 Ballycoolin, Blanchardstown  
 Dublin 11. Tel: 01 899 1211

## Loader Specifications

Model	LA243EC-1	
	BX231/261	
Max. lift height (to bucket pivot pin)	mm	1810
Dumping clearance	mm	1330
Dumping reach at max. lift height	mm	735
Max. dump angle	degrees	45
Reach with bucket on ground	mm	1390
Bucket rollback angle	degrees	29
Digging depth	mm	120
Overall height in carrying position	mm	990
Bucket width	mm	1219
Lift capacity (500mm fwd., max. height)	kg	235
Breakout Force (500mm fwd.)	N	4410
Raising time to full height w/o load	seconds	3.5
Lowering time w/o load	seconds	2.7
Bucket rollback time	seconds	2.4
Bucket dumping time	seconds	1.7

Rated flow	ℓ/min	14
Lift cylinder bore diameter	mm	40
Tilt cylinder bore diameter	mm	65
Bucket capacity (struck)	m <sup>3</sup>	0.14

## Mid-Mount Mower Specifications

Model	RCK48-23BX -EU-F	RCK48R-23BX -EU	RCK54-23BX -EU-F	RCK60B-23BX -EU-F
Type	Side discharge	Rear discharge	Side discharge	
Number of blades	3			
Mounting method	Suspended-Linkage			Self Balance
Cutting width	mm	1219	1372	1524
Cutting height	mm	25–102		
Adjustment of cutting height	Dial gauge			
Weight	kg	75	95	115

The company reserves the right to change the above specifications without notice.

### INDUSTRIAL TYRE      TURF TYRE      BAR TYRE



### Kubota Genuine and Approved Parts

for maximum performance, durability and safety







**KUBOTA (U.K.) LIMITED**

Dormer Road Thame, Oxfordshire, OX9 3UN.  
Phone (01844) 268000

[www.kubota.co.uk](http://www.kubota.co.uk)



**Irish Grass Machinery Ltd**  
39 Rosemount Business Park  
Ballycoolin, Blanchardstown,  
Dublin 11. Tel: 01 899 1212