



**NATURAL
INTUITION**
PROFESSIONAL TURFCARE



W E L C O M E

For more than 40 years Redexim has been at the forefront of research and development in the professional turf maintenance sector. We have a proud history of supplying professional equipment to leading sporting venues around the world, from World Cup pitches and Olympic stadia to championship golf courses. Redexim equipment plays a vital part in the maintenance of these facilities.

Redexim originally introduced the iconic Verti-Drain®, deep tine aerator to the market, revolutionising the approach to professional turf care.

Constant research and development has seen Redexim strive to bring innovation to the industry. Redexim are proud to market a complete range of complementary equipment, including Overseeders, Top Dressers, Scarifiers and Sweepers alongside the Verti-Drain®.

Redexim prides itself on knowing the market place and staying in touch with its customers. Over the last 25 years we have seen the introduction of artificial turf and recognising the importance of efficient maintenance

Redexim have developed a full range of artificial turf equipment, from simple surface brushes to complete infill removal. Redexim have a range to suit this ever developing surface.

Based in the Netherlands with main offices in Australia, China, America and the United Kingdom, Redexim boasts distributors in over 100 countries, ensuring first class customer service and excellent product support.



CONTACT US FOR A DEMONSTRATION

Our commitment is to fully satisfy the needs of our customers. For immediate assistance contact us at:

sales@charterhouse-tm.co.uk

IT IS THE POLICY OF REDEXIM®

To provide its customers with robust and reliable equipment built to meet the needs of the professional user. It is also our aim to develop an ongoing relationship with our customers and wherever possible, will always make our staff available to discuss particular requirements. We would be happy to make arrangements for practical demonstrations of any item of equipment through our dealer network.

CONTENTS

Welcome	2
Aeration	4
Verti-Drain®	5
Verti-Drain® Accessories	12
Verti-Quake®	13
Verti-Core®/Easy-Core	14
Multi Spike & Level Spike	15
OxyShot	16
Overseeds	18
Speed-Seed	19
Verti-Seed®	20
Overseeder	21
Top Dressers	23
Rink	24
Scarification, Mowing, Sweeping & Collection	30
Multi-Sport	31
Turf Tidy	32
Verti-Rake	34
Verti-Cutters	34
Pedestrian Scarifiers	35
Core Collector	36
Brushing	37
Speed-Brush	38
Top Brush	39
Verti-Comb & Dew Brush	40
Verti-Broom®, Verti-Brush & Dragmats	41
Renovation	42
Turf-Stripper	43
Vibra-Sandmaster	44
Mole-Plough	45
Accessories	46
Synthetic Turf Maintenance	48
Endorsements	51





One of the challenges faced by the turf care professional is the battle against compaction. We hear so much these days about compaction and its associated problems that it is important for our users to understand precisely what is meant by compaction, how it affects our turf and what can be done to alleviate it. First of all let us identify the problem. Plants have certain basic requirements if they are to thrive; food, water, warmth and light are all obvious and readily spring to mind. In addition to this they require the right growing medium. This is usually described as rootzone; the root zone should be open and contain a high proportion of air as healthy plants require oxygen within the root zone. These air gaps and pockets provide the pathways through which both water and air can easily move around and be stored. In addition this assists both drainage and irrigation. It is also through these cavities that the plant develops and extends its root system.

Compaction exists within the soil when it has been forced together; causing the air gaps and pockets to close. When compaction develops, the micro-environment within the soil begins to go into decline causing anaerobic conditions to develop within the soil.

A E R A T I O N

Pedestrian Carrier



Pedestrian Carrier

Weight	950kg (430kg+520kg) (2090lbs)
Working width	1320mm (52")
Working depth max	150mm (6")
Engine (petrol)	31hp, air cooled
Capacity at 55mm (2 1/8") forward hole pattern	2388m ² /h (25790sq.ft/h)
Gearbox	Hydrostatic

Standard item Solid Tines Ø12x150mm (½x6")
Optional items Solid Tines from Ø5x125mm (3/16x5")
 Hollow Tines from Ø10x125mm (3/8x5")
 Rear Roller / Turf Hold Down Fingers / Core Collector
 Verti-Drain® 1513 can be connected to a tractor or used with the carrier.



Carrier & Spiker 1350.



Carrier & Precision Brush.



Carrier & Verti-Cut 1300.

Carrier & Dew Brush.

Optional smooth tyres.

Carrier & Rink 1010.

Carrier & Speed-Seed 1200.



AERATION VERTI-DRAIN®



Verti-Drain® 1513

Weight	433kg (952lbs)
Working width	1.3m (51")
Working depth max	150mm (6")
Capacity at 55mm (2 1/2") forward hole pattern	2388m²/h (25700sq.ft/h)
Capacity at 125mm (5") forward hole pattern	5427m²/h (58415sq.ft/h)
Minimum Tractor hp required	20hp, lift cap 500kg (1100lbs)



Standard items for 1513 & 1517 Solid Tines Ø12x150mm (1/2"x6"). Storage stand / quick heave adjustment lever / toolbox with tools / operators manual.

Optional items Solid Tines from Ø5x125mm (3/16"x5") to Ø12x150mm (1/2"x6"). Hollow Tines from Ø10x125mm (3/8"x5") to Ø18x150mm (3/4"x6") Turf Hold Down Fingers / Windrow kit / Rear Roller (Optional Rear Roller for 7110, 1513 & 1517).

Mundsley Golf Club, founded in 1901, was designed with the help of the legendary 6 times Open Champion Harry Vardon. The club has just taken delivery of a new Verti-Drain® (1513) – a very fast lightweight aerator.

Head Greenkeeper Tim Gee's team particularly liked the speed of the machine whilst being able to cover the ground in a much shorter time frame.

They were also surprised by the good selection of tines available, and that changing a tine was only a five minute job. Depending on the weather they like to aerate once a month on the greens and tees. "Now that we have the new Verti-Drain® (1513) the minor water-logging we have in the lower area of the course will no longer be a problem", said Tim.

From Turf Professional

Verti-Drain® 1517

Weight	529kg (1166lbs)
Working width	1.76m (69")
Working depth max	150mm (6")
Capacity at 55mm (2 1/2") forward hole pattern	3136m²/h (33759sq.ft/h)
Capacity at 125mm (5") forward hole pattern	7128m²/h (76725sq.ft/h)
Minimum Tractor hp required	28hp, lift cap 680kg (1496lbs)




Optional Rear Roller




Verti-Drain® 2216

Weight	840kg (1848lbs)
Working width	1.6m (63")
Working depth	225mm (9")
Capacity at 65mm (2 ½") forward hole pattern	2796m ² /h (30196sq.ft/h)
Capacity at 130mm (5 ½") forward hole pattern	5592m ² /h (60394sq.ft/h)
Minimum Tractor hp required	45hp, lift cap 1050kg (2310lbs)



Optional Hydraulic Depth Control gives the operator easy depth adjustment from the seat, with a highly visible scale.

Manual Depth Control gives simple depth adjustment.



Verti-Drain® 2220


Weight	1030kg (2266lbs)
Working width	2.08m (82")
Working depth	225mm (9")
Capacity at 65mm (2 ½") forward hole pattern	3728m ² /h (40262sq.ft/h)
Capacity at 130mm (5 ½") forward hole pattern	7456m ² /h (80525sq.ft/h)
Minimum Tractor hp required	50hp, lift cap 1300kg (2860lbs)

Standard items for 2216 & 2220 Solid Tines Ø18x225mm. Adapters for tines with Ø24mm to Ø18mm. Front rollers with scrapers / PTO with slipclutch / Storage stand / toolbox with tools.

Optional items Solid Tines from Ø5x125mm (3/16" x5") to Ø24x225mm (1" x9"). Hollow Tines from Ø10x125mm (3/8" x5") to Ø32x225mm (1 ¼" x 9") Turf hold down fingers / Windrow kit / Rear Roller / Adapters for different tine diameters.



Double damping draw rod offer these high speed units smooth operation.



For large, compacted areas the Verti-Drain® 2220 with a working width of 2.08m is ideal.

AERATION VERTI-DRAIN®



Verti-Drain® 7212

Weight	484kg (1064lbs)
Working width	1.2m (47")
Working depth	variable to 250mm (10") max
Capacity at 65mm (2 ½") forward hole pattern	1200m²/h (12960sq.ft/h)
Capacity at 165mm (6 ½") forward hole pattern	3000m²/h (32400sq.ft/h)
Minimum Tractor hp required	17hp, lift cap 568kg (1250lbs)

Standard items for 7212 & 7215 Solid Tines Ø12x250mm (½x10") / Front & Rear Rollers with scrapers / PTO with slip clutch / storage stand / central quick adjustment lever / tool box with tools.

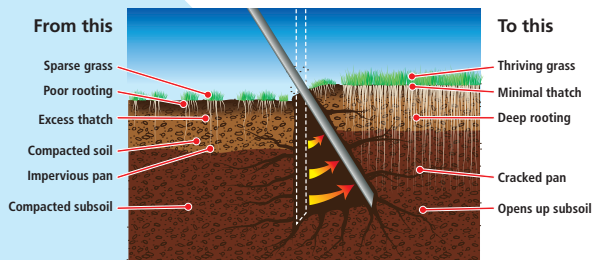
Optional items Multi Tine heads / Solid Tines: from Ø5 to Ø18mm / Hollow Tines: from Ø10 x 125mm (3/8x5") to Ø24 x 250mm (1x10") / Cross Tines / Core Collector / Turf Hold Down Fingers / Rotating Brush.



Verti-Drain® 7215

Weight	582kg (1280lbs)
Working width	1.56m (61")
Working depth	variable to 250mm (10") max
Capacity at 65mm (2 ½") forward hole pattern	1870m²/h (20196sq.ft/h)
Capacity at 165mm (6 ½") forward hole pattern	4680m²/h (50544sq.ft/h)
Minimum Tractor hp required	23hp, lift cap 700kg (1540lbs)

The 72 Series Verti-Drains® are well suited to lower hp tractors where access is restricted or a lighter footprint is required. These highly productive machines are easily adjusted and work to a maximum depth of 25cm (10") and use 12mm or 19mm (½" or ¾") tines or mini-tines which are often used for summer aeration.





The Verti-Drain® 7316 is a highly effective machine for use on sportsfields and all areas of the golf course. With penetration depths of up to 300mm(12") it will aerate up to 4,200m²/h (45,360 sq ft/hr) on fairways.

The Verti-Drain® 7416 is light enough for application on golf greens, while robust enough for hard soils. It penetrates the soil up to 350mm (14").



Verti-Drain® 7316

Weight	697kg (1533lbs)
Working width	1.6m (63")
Working depth	variable to 300mm (12") max
Capacity at 65mm (2 ½") forward hole pattern	1400m ² /h (15120sq.ft/h)
Capacity at 165mm (6 ½") forward hole pattern	3640m ² /h (39312sq.ft/h)
Minimum Tractor hp required	27hp, lift cap 825kg (1815lbs)

Standard items for 7316 Solid Tines Ø12x250mm (½x10") / front & Rear Rollers with scrapers / PTO with slip clutch / storage stand / central quick adjustment lever / tool box with tools.

Optional items Multi Tine Heads / Solid Tines: from Ø5 to Ø18mm / Hollow Tines: from Ø10 x 125mm (3/8x5") to Ø24 x 250mm (1x10") / Cross Tines / Core collector / Turf Hold Down Fingers / Rotating brush.

Needle Tines in the Summertime

In the hot summer months, when many golf courses see the highest number of rounds, aerators equipped with needle tines can open thousands of holes in a soil profile to help reduce or relieve long-term compaction problems. Needle tines, also known as pencil tines, can be one of the least disruptive cultural practices used on greens. These treatments help provide passageways so water can move to the root zone, which improves drainage and irrigation

time and costs. Another benefit is that increased root growth means that turf plants can draw on water and nutrients located deeper within the soil and have a higher chance of survival in extreme conditions.



Verti-Drain® 7416

Weight	900kg (1980lbs)
Working width	1.6m (63")
Working depth max.	up to 350mm (14")
Capacity at 65mm (2 ½") forward hole pattern	1360m ² /h (14688sq.ft/h)
Capacity at 195mm (7 2/3") forward hole pattern	4200m ² /h (45360sq.ft/h)
Minimum Tractor hp required	35hp, lift cap 1050kg (2310lbs)

Standard items for 7416 Solid Tines Ø18x300mm (¾"x12") for 7416, 7516 and 7521 / Solid Tines Ø24x400mm (1"x16") for 7526. Front & Rear Roller / Toolbox with tools / PTO with slip clutch / Storage stand integrated in machine.

Optional items Solid Tines from Ø5x125mm (3/16"x5") to Ø24x225mm (1"x9"). Hollow Tines from Ø10x125mm (3/8"x5") to Ø32x225mm (1 ¼"x 9"). Turf Hold Down Fingers / Windrow kit / Rear Roller / Adapters for different tine diameters.



AERATION VERTI-DRAIN®

Verti-Drain®	7516	7521	7526
Weight	1161kg (2554lbs)	1399kg (3077lbs)	1643kg (3614lbs)
Working width	1.6m (63")	2.1m (83")	2.6m (102")
Working depth max.	up to 400mm (16")	up to 400mm (16")	up to 400mm (16")
Capacity at 65mm (2 1/2") forward hole pattern	1120m ² /h (12096sq.ft/h)	1470m ² /h (15876sq.ft/h)	1820m ² /h (19656sq.ft/h)
Capacity at 195mm (7 2/3") forward hole pattern	3360m ² /h (36288sq.ft/h)	4410m ² /h (47628sq.ft/h)	5460m ² /h (58968sq.ft/h)
Minimum Tractor hp required	45hp, lift cap 1350kg (2970lbs)	55hp, lift cap 1650kg (3630lbs)	65hp, lift cap 1900kg (4180lbs)

Verti-Drain® 7516



Standard items for 7516, 7521 & 7526 Solid Tines Ø18x300mm (¾"x12") for 7416, 7516 and 7521 / Solid Tines Ø24x400mm (1"x16") for 7526. Front & Rear Roller / Toolbox with tools / PTO with slip clutch / Storage stand integrated in machine.

Optional items Solid Tines from Ø5x125mm (3/16"x5") to Ø24x225mm (1"x9"). Hollow Tines from Ø10x125mm (3/8"x5") to Ø32x225mm (1 ¼"x9"). Turf Hold Down Fingers / Windrow kit / Rear Roller / Adapters for different tine diameters / Bogey wheel kit.

Verti-Drain® 7521




Verti-Drain® 7526 comes into its own in large open spaces including fairways, race tracks and large sports fields.

Verti-Drain® 7516 is a heavier model, penetrating up to 400mm (16") deep and is designed for hard areas.


Verti-Drain® 7521 This unit with a 2.1m working width is widely used by contractors and golf clubs.

Verti-Drain® 7526



Verti-Drain®	7621	7626
Weight	1744kg (3836lbs)	1994kg (4386lbs)
Working width	2.1m (83")	2.6m (102")
Working depth max.	400mm (16")	400mm (16")
Capacity at 65mm (2 ½") forward hole pattern	1620m ² /h (17496sq.ft/h)	2000m ² /h (21600sq.ft/h)
Capacity at 195mm (8") forward hole pattern	4850m ² /h (52380sq.ft/h)	6010m ² /h (64908sq.ft/h)
Minimum Tractor hp required	55hp, lift cap 2000kg (4400lbs)	65hp, lift cap 2300kg (5060lbs)

Verti-Drain® 7621



Standard items for 7621 & 7626

Solid Tines Ø24x400mm (1"x16") / Front & Rear Roller / 3-speed Shuttle Gearbox / Toolbox with tools / PTO with slip clutch / Storage stand integrated in machine.

Optional items Multi Tine Heads: 8 (7621) or 10 (7626) units / Solid Tines: from Ø8 to Ø24mm (¼"-1") Hollow Tines: from Ø10x125mm to Ø32x300mm / Bogey wheel kit.



Verti-Drain® 7621 has a 2.1m working width, requiring a tractor of at least 55hp with a lift capacity of 2000kg.

Verti-Drain® 7626



Depth adjustments for the 76 Verti-Drain® Series are made from the comfort of the operators seat, via the tractor's hydraulic controls.



AERATION VERTI-DRAIN® ACCESSORIES



Wheel Kit

A retro-fit bogey wheel system is available for easy transport. This also means that a tractor with less lift capacity is required.



Windrow Kit

The Windrow kit aligns the cores for easy collection.



Core Collector

The Core Collector uses a special two stage collecting system. A flexible rubber flap gathers the cores. Behind is a row of ground following aluminium fingers to ensure that all material is collected without the risk of damage to the turf.



Rotating Brush

A rotating brush on the rear of the Verti-Drain® incorporates sand into the holes, levels the ground or breaks up the cores. The brushes are segmented, so that it is ideally suited to process the material.



Turf Hold Down Fingers

The Turf Hold Down Fingers ensure that, when verti-draining or coring, there is no danger of damage to the turf even with a shallow root system.



Rocket Tines

Rocket tines for the 76 series are used if a large amount of sand needs to be introduced into the topsoil. After topdressing has been spread, these thick tines "push" the sand into the soil. Then the soil is compacted by using long, ø 24mm Solid Tines, with "kick" applied to the tines.



Multi Tine Head

These ø5mm tines are well suited for over-seeding or light summer aeration, making the most of irrigation.



Needle Tine Head

ø8mm needle tines, also known as pencil tines, can be one of the least-disruptive cultural practices used on greens.

AERATION VERTI-QUAKE®

Model Verti-Quake®	2510	2516	2521	3825
Weight	520kg (1144lbs)	622kg (1368lbs)	690kg (1518lbs)	1729kg (3803lbs)
Working width	1.1m (43")	1.6m (63")	2.1m (83")	2.5m (87")
Working depth max.	250mm (10")	250mm (10")	250mm (10")	380mm (15")
Minimum Tractor hp required, lift cap.	30hp, 650kg (1430lbs) lift cap.	35hp, 750kg (1650lbs) lift cap.	50hp, 850kg (1870lbs) lift cap.	80hp, 2000kg (4400lbs) lift cap.
3-point connection	cat 1 and 2	cat 1 and 2	cat 1 and 2	cat 2
Capacity (max)	1510m ² /h (16308sq.ft/h)	2400m ² /h (25920sq.ft/h)	3150m ² /h (34020sq.ft/h)	3780m ² /h (40687sq.ft/h)
Number of blades	12	18	24	30
Blade thickness	12mm (0.5")	12mm (0.5")	12mm (0.5")	15mm (0.6")

Optional items for 2510, 2516, 2521 & 3825 Coulter knives for keeping the slits open.

Verti-Quake® 2510



Verti-Quake® 2521



Verti-Quake® 2516



Verti-Quake® 3825


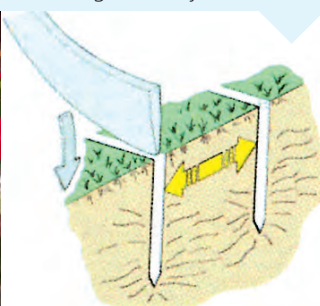


How does it work?

Decompaction of the soil takes place via offset blades. Their rotary motion, combined with the forward speed, sets up a wave action. Thus the soil is shattered laterally, and decompacted consistently from the surface to full working depth without surface damage.



The Verti-Quake® vastly improves drainage, root development, plus the uptake of moisture and nutrients. 4 Verti-Quake® models are available, with a working depth up to 380mm. The Verti-Quake® decompacts the soil via rotating off-set blades, shattering it laterally.




AERATION VERTI-CORE®/EASY-CORE

Pneumatic tyres are optional.



A simple but effective aerator. When soil compaction is relieved, this leads to better root growth and improved drainage. This aids thatch control, and stimulates the density of the turf.



Hole spacing:
Easy-Core 104
A = 15cm, B = 9cm

Easy-Core 108 + 208
A = 17cm, B 6½cm

Model Easy-Core	104
Weight	94kg (207lbs)
Working width	360mm (14")
Working depth	70mm (3")
Engine	Briggs and Stratton 5½hp*
Engine drive	non-driven
Standard Hollow Tines	Ø22x16x70mm
Tine amount per set	4
Capacity (max)	2043m³/h (22064sq.ft/h)

Optional items for 104 Hollow Tines: Ø16x9 ½x70mm or Ø22x16x70mm or Ø45x38x70mm. Solid Tines: Ø9 ½x70mm or Ø22x70mm. Chariot-ride behind kit (for model 208 only) / Special air-filled tyres. * 5hp Honda engine is optional for model 104

Spiker 1350



Model	Spiker 1350
Weight	250kg (550lbs)
Working width	1.35m (53")
Working depth	up to 150mm (6")
Road width	1.44m (57")
Minimum Tractor hp required	Min 30hp
Standard supplied with	Knives + Rear Roller

AERATION MULTI SPIKE & LEVEL SPIKE

Model	Multi Spike 1200	Level Spike 1700	Level Spike 2200
Weight	402kg (884lbs)	410kg (902lbs)	504kg (1108lbs)
Working width	1.35m (53")	1.8m (71")	2.4m (94")
Working depth	up to 250mm (10")	up to 250mm (10")	up to 250mm (10")
Road width	1.45m (57")	1.86m (73")	2.47m (97")
Minimum Tractor hp required	Min. 18hp	Min. 35hp	Min. 45hp
Number of mounting discs	9	12	16
Standard supplied with	36 truckster knives + Rear Roller	48 deep slit knives	64 deep slit knives
Knives/coring tines number	Standard/Maximum	Standard/Maximum	Standard/Maximum
- Truckster knives	36/54	48/72	64/196
- Deep Slit knives	36/54	48/72	64/196
- Fine Slit knives	192/192	264/264	360/360
- Twisted Deep Slit knives	36/54	48/72	64/196
- Hollow Coring tine	54/108	72/144	96/192
Four knife sizes + Hollow Tine	Max. working depth	Thickness	
Deep Slit Knife	250mm	5mm	
Truckster Knife	200mm	3mm	
Fine Slit Knife	100mm	3mm	
Twisted Deep Slit Knife	250mm	5mm	
Hollow Tine	125mm	26mm Ø	


Twisted Deep Slit knives are designed in a twisted form so that a more aggressive slicing job can be done.

Optional items for 1200, 1700 & 2200 wheel kit & weight transfer system, Rear Roller.



The Multi Spike 1200 can be utilised with a wheel kit for transport (above left). In this configuration the Multi Spike can be used in conjunction with virtually any prime mover which has basic flow and return hydraulics.

The Multi Spike and Level Spike open the soil with different size knife options.



The optional weight transfer system ensures that the weight of the tractor is transferred on to the knives in hard soil conditions.

AERATION OXYSHOT


The New OxyShot is the ideal tool in the armoury of the Greenkeeper and Groundsman for troublesome areas such as bunkers, walkways, greens and around tree roots, injecting life-giving air into the soil profile and allowing the plant to breathe, perfect for spot treatments complementing other forms of aeration.

Relieve compaction, improve drainage, revitalise growth. Ideal soil conditions should be comprised of:

45% Mineral	5% Organic Matter
25% Water	25% Air

The OxyShot has a single probe which is available in two diameters, the machine is compact and manoeuvrable allowing easy access to normally difficult to reach areas. The OxyShot's probe blasts air in 4 directions at variable pressures to a depth and duration that the operator requires down to a maximum of 500mm using the 25mm diameter probe, thus lifting, expanding and de-compacting the soil.

The OxyShot is ideal for high traffic areas which are prone to a high volume of footfall causing compaction and poor grass growth. The OxyShot has a smooth, swift, clean penetration which leaves minimal disruption to the surface. Moving across the desired surface can be done quickly and efficiently, with the distance between each injection tailored by the operator.



AERATION OXYSHOT

Model	OxyShot
Weight	103kg (227lb)
Max Operating Depth	500mm (20")
Injection Pressure	25-110psi
Dimensions HxWxLmm	1350 x 660 x 690mm
Available Probes	Standard 25mm ø (max depth 500mm) Optional 14mm ø (max depth 250mm)

Compressor Model	Ecoplus 1700 Tandem
Air displacement	1640 L/min
Cylinders count	2
Stages count	2
Air tank capacity	2x20 air/L
Recommended minimum tractor power	40hp
Maximum tank working pressure	9/11
Weight	210.5 kg
Dimensions	98x79x86cm



Compressor unit complete with sledge

Standing water, before and after OxyShot treatment



Depth gauge





OVERSEEDERS

The provision of favourable germination and establishment conditions are essential to the success of any overseeding operation if high mortality rates are to be avoided. With soil temperatures of 12°C and above, a moist, well-aerated seedbed, close seed/soil contact and reduced shade from existing grasses are primary requirements for rapid development.


Intermittent germination or entire failure is often a consequence of poor seed/soil contact, inadequate surface drainage and/or insufficient seedbed preparation. Whilst the presence of thatch can severely inhibit seed germination, compaction and restricted soil aeration can also dramatically suppress seedling establishment. Soil aeration and thatch control must form part of a routine maintenance programme so that optimum conditions are provided. If you neglect these priorities until just prior to overseeding you can easily jeopardise the end result.

If you are trying to adjust the species compositions, applications of any form of nitrogen should be withheld for at least a month prior to overseeding and the application of a growth regulator prior to overseeding can help with the establishment of new seedlings.

OVERSEEDERS SPEED-SEED

Model	Speed-Seed 1100	Speed-Seed 1500	Speed-Seed 2000	Speed-Seed 2300
Weight	380 kg (836 lbs)	468 kg (1030 lbs)	591 kg (1300 lbs)	650 kg (1430 lbs)
Working width	1.1 mtr (47.2")	1.5 mtr (62.2")	2.0 mtr (82.7")	2.3 mtr (94.4")
Recommended tractor	20 HP with minimum lift capacity 610mm behind the lift eyes of 450 Kg (990 lbs)	30 HP with minimal lift capacity 610mm behind the lift eyes of 550 Kg (1212 lbs)	40 HP with minimal lift capacity 610mm behind the lift eyes of 595 Kg (1310 lbs)	40 HP with minimal lift capacity 610mm behind the lift eyes of 595 Kg (1310 lbs)
Working depth	5 - 20mm (0.19" - 0.78")	5 - 20mm (0.19" - 0.78")	5 - 20mm (0.19" - 0.78")	5 - 20mm (0.19" - 0.78")
Seeding speed	Max. 12 kph (7.5 mph)	Max. 12 kph (7.5 mph)	Max. 12 kph (7.5 mph)	Max. 12 kph (7.5 mph)
Seeding hole spacing	Square 30mm (1.18")	Square 30mm (1.18")	Square 30mm (1.18")	Square 30mm (1.18")
Number holes / sq meter with single spiked roller	990	990	990	990
Weight	380 kg (836 lbs)	468 kg (1030 lbs)	591 kg (1300 lbs)	650 kg (1430 lbs)
3-point connection	Cat. 1-2	Cat. 1-2	Cat. 1-2	Cat. 1-2
Seed-tray capacity	169 ltr.(5.9 cu.ft.)	224 ltr.(7.84 cu.ft.)	297 ltr.(10.4 cu.ft.)	337 ltr.(11.8 cu.ft.)
Options	-Rear Roller with spikes -Brush scraper -Digital counter -Crush roller -Weight set	-Rear Roller with spikes -Brush scraper -Digital counter -Crush roller -Weight set -Hydraulic bogey kit	-Rear Roller with spikes -Brush scraper -Digital counter -Crush roller -Weight set	-Rear Roller with spikes -Brush scraper -Digital counter -Crush roller -Weight set

The Speed-Seed models are ideal to overseed large areas quickly. When both the front and Rear Roller are equipped with the individual cast rings, a total of 1840 holes per m² can be achieved.



The accurate seed calibration system gives good distribution and less waste.

An optional brush scraper is available for the Speed-Seed to keep the spikes clean from soil build up.

Resulting surface

OVERSEEDERS VERTI-SEED



The Verti-Seed's unique action first opens the turf using special oval shaped discs followed by small chisels. The seed is then fed through the seeding funnel and released just above the slit where the wind cannot blow it away. The seed is deposited in the furrow accurately and can be precisely adjusted to give you exact rates even for very fine seed, like bents and fescues. The furrow is then sealed by the seeding shoe. Each seeding element is independently sprung enabling the Verti-Seed to accurately seed on any ground contour.

Model	Verti-Seed 804	Verti-Seed 1204
	PTO driven	PTO driven
Weight	450kg (990lbs)	590kg (1298lbs)
Working width	0.84m (33")	1.24m (49")
Cutting depth	0-30mm (0-1 1/4")	0-30mm (0-1 1/4")
Disc spacing	40mm (1 9/16")	40mm (1 9/16")
Hopper capacity	95ltr (21 gallon)	145ltr (32 gallon)
Seed density	fully adjustable for any type of seed up to 4grm/m ² (1/4lbs/1000sq.ft)	
Minimum Tractor hp required	17hp, 600kg (1320lbs) lift cap.	22hp, 750kg (1650lbs) lift cap.
Ground speed	up to 10kph (6mph)	up to 10kph (6mph)
Capacity	up to 6000m ² /h (7176sq.yd/h)	up to 10000m ² /h (11960sq.yd/h)

Optional items for 804 & 1204 Verti-Seed: Fine dosing kit for seeding up to 2grm/m² (0.4lbs/1000sq.ft).

The Verti-Seed is designed for the professional user who wants precision control of dosage and depth, ensuring maximum germination for all seed types. The Verti-Seed's

unique action provides direct seed contact with the soil which ensures good germination rates.

Verti-Seed



OVERSEEDERS OVERSEEDER

Model	Overseeder 1275 trailed	Overseeder 1575 trailed	Overseeder 1575LV trailed (light version)	Overseeder 2075 trailed
Weight	676kg (1487lbs)	1172kg (2578lbs)	825kg (1815lbs)	1507kg (3315lbs)
Working width	1.2m (47")	1.58m (62")	1.58m (62")	2.08m (82")
Cutting depth	0-30mm (0-0.8")	0-30mm (0-0.8")	0-30mm (0-0.8")	0-30mm (0-0.8")
Disc spacing	75mm (3")	75mm (3")	75mm (3")	75mm (3")
Hopper capacity	168ltr (37 gallon)	225ltr (49 gallon)	225ltr (49 gallon)	300ltr (66 gallon)
Seed density	fully adjustable for any type of seed		fully adjustable for any type of seed	
Minimum Tractor hp required	35hp, 900kg (1980lbs) lift cap.	40hp, 1300kg (2860lbs) lift cap.	35hp, 950kg (2090lbs) lift cap.	50hp, 1600kg (3520lbs) lift cap.
Ground speed	up to 10kph (7.5mph)	up to 12kph (7.5mph)	up to 12kph (7.5mph)	up to 12kph (7.5mph)
Capacity	up to 14400m ² /h (17222sq.yd/h)	up to 18900m ² /h (22604sq.yd/h)	up to 18900m ² /h (22604sq.yd/h)	up to 24909m ² /h (29791sq.yd/h)

Optional items for 1275, 1575, 1575LV & 2075 Fine dosing kit for seeding up to 2grm/m² (0.4lbs/1000sq.ft).

Overseeder



The Overseeder buries the seed up to 20mm (¾") deep in the ground, safe from the beaks of hungry birds and out of the way of the wind. The amount of seed is controlled to a highly accurate degree and the Overseeder takes undulating ground firmly in its stride. This is thanks to individually mounted coulters that allow the seeder to work in difficult conditions.



Overseeder in transit.



The seed drops between the discs into the groove.

Minimal ground disturbance following overseeding.



Overseeder 1275 equipped with the optional wheel kit.



OVERSEEDERS OVERSEEDERS

Model	Double Disc 1430	Double Disc 1830	Double Disc 2230
Weight	1416kg (3121lbs)	1750kg (3858lbs)	2076kg (4576lbs)
Working width	1.4m (55")	1.83m (72")	2.2m (87")
Cutting depth	5-30mm (0.25-0.8")	5-30mm (0.25-0.8")	5-30mm (0.25-0.8")
Disc spacing	30mm (1.18")	30mm (1.18")	30mm (1.18")
Hopper capacity	230ltr (50 gallon)	300ltr (66 gallon)	360ltr (79 gallon)
Seed density	fully adjustable for any type of seed		
Minimum Tractor hp required	50hp, 3000kg at ball end (6,613lbs) lift cap.	60hp, 3600kg at ball end (7,936lbs) lift cap.	75hp, 4450kg at ball end (9,810lbs) lift cap.
Ground speed	up to 12kph (7.5mph)	up to 12kph (7.5mph)	up to 12kph (7.5mph)
Capacity	up to 16920m ² /h (20236sq yd/h)	up to 21960m ² /h (26263sq yd/h)	up to 27000m ² /h (32291sq yd/h)

Disc Seeder



The Double Disc Overseeder delivers the seed into the soil via the discs, which cuts slits 3cm apart, ensuring maximum germination.

Optional trailed wheel kit.



Resulting finish of a 3cm spacing



Double discs provide a 3cm seed spacing.





There are many reasons to top dress and of course these can depend on your own circumstances, soil make up and types of grass are just two. In general terms people are looking to stimulate new root and shoot growth giving an improved sward, and to cover seed allowing it to make contact with soil and providing insulation for the seed and maximising germination rates.

Applications of top dressings help to produce firm fast surfaces and also assist in the breaking down of any thatch. Firm fast greens will require regular top dressing to provide the necessary resilience.

Heavy applications of predominantly sandy materials on sports pitches can help to shape the camber of the surface and improve drainage. Suitable top dressings can be used to connect the surface with the drainage layers beneath by brushing them into Verti-Drain® holes. Existing soils can be improved and even exchanged by applications of suitable top dressings following a hollow coring programme.

TOP DRESSERS

TOP DRESSERS RINK

Model Rink	SP950 pedestrian	1204	1205	1210	SP1205	1005	1010
	Self-propelled	for Cushman Turf Truckster	for John Deere Progator/ Toro Workman	Trailed	Self-propelled	3-point hitch version	Trailed
Spreading width	0.95m (37")	1.80m (71")	1.80m (71")	1.80m (71")	1.80m (71")	1.50m (59")	1.50m (59")
Spreading thickness	0.3 to 10mm	0.3 to 10mm	0.3 to 10mm	0.3 to 10mm	0.3 to 10mm	0.3 to 10mm	0.3 to 10mm
Weight	280kg (616lbs)	300kg (660lbs)	300kg (660lbs)	370kg (814lbs)	490kg (1078lbs)	200kg (440lbs)	270kg (594lbs)
Hopper capacity level	0.33m ³	1.0m ³	1.0m ³	1.0m ³	0.6m ³	0.75m ³	0.75m ³
Tractor size	self-propelled 6.5hp engine	N/A	N/A	20hp+:	self-propelled 18hp engine	25hp +:	20hp +:
	Double acting hydraulic valve and min. oil supply of:						
	N/A	N/A	12l/ min@120bar	20l/ min@140bar	N/A	12l/ min@120bar	20l/ min@140bar

Optional items Auxiliary tank and pump unit (Rink 1010,1210) / Own 13hp engine (Rink 1010) / 4 pivoting wheels.

Rink SP950 Pedestrian



The Rink SP950 is powered by a 6.5hp engine, the weight of the machine is evenly distributed over 6 wheels in order to minimize ground pressure.

Intuitive controls for easy operation



Simple metering for top dressing delivery.



Rink SP1205 Pedestrian



Rink Handspreader



The Rink Handspreader is especially useful to spread the topdressing material in difficult to reach areas or tight spots.

Model Rink	HS620 Handspreader
Weight (empty)	50kg (110lbs)
Working width	0.60m (24")
Operation	Manual
Spreading thickness	0.3 to 10mm (0-0.4")
Hopper capacity	100 litres

Rink 1005



The Rink 1005 has a capacity of 0.75m³.

Rink 1204 & 1205



The Rink 1204 & 1205 hoppers are made of aluminium and can be mounted onto utility vehicles. They cover the tyre marks of the vehicle due to their large working width of 1.8m. Rink 1205 for the John Deere Progator (above) and Toro Workman (below right).

Rink 1010



The floatation tyres minimise ground pressure and the lightweight hopper is made of aluminium to avoid corrosion.



Rink 1210



The Rink 1210 has low sides, for easy refilling and ensures the operator has a good rear view.

The Dry-sand plate ensures extra accurate spreading.



TOP DRESSERS RINK

Model Rink	H1500	1520	1622
Weight	180kg (396lbs)	950kg (2090lbs)	1062kg (2336lbs)
Spreading width	1.50m (60")	1.40m (55")	2.0m (79")
Spreading thickness	0.3 to 40mm	0.3 to 40mm	0.3 to 40mm
Hopper capacity level	0.40m ³	2.0m ³	2.2m ³
Tractor size	25hp+: 25l/min@ 140bar	25hp+: 25l/min@ 140bar	35hp +: 25l/min@ 140bar

Optional items for 1520 Auxiliary tank and pump unit / 4 pivoting wheels

Rink H1500



Rink 1520



As an optional extra the Rink 1520 can be equipped with 4 small pivoting tyres.

The Rink 1520 has an extremely accurate spread.



Rink 1622



The Rink 1622 is extra wide (2m working width) so that less passes are needed.



The Rink DS800 can be mounted to either a Toro Workman or John Deere Progator.

Model Rink	DS800 trailed	DS800 for J. Deere Progator + Toro Workman
Spreading width	2 to 12m (6½-40ft) variable	
Spreading thickness	0.5 to 15mm (0.02-0.60")	
Weight	460kg (1012lbs)	440kg (968lbs) incl subframe
Hopper capacity level	0.8cu.m (28cu.ft)	0.8cu.m (28cu.ft)
Tractor size	25hp+: Double acting hydraulic valve and min. oil supply of 25lt/min by 140 bar (2031psi)	utility vehicle with oil pump with oil pump with min.oil supply of 25lt/min at 140 bar (2031psi)



DS800 trailed, this disc spreader has a hopper capacity of 0.8m³. The operation of the belt and spinners is carried out from the tractor seat.



TOP DRESSERS RINK

Model Rink	DS1200
Weight	490kg (1078lbs)
Spreading width	2 to 12m (6½-40ft) variable
Spreading thickness	0.5 to 15mm (0.02-0.60")
Hopper capacity level	1.2cu.m (42cu.ft)
Tractor size	25hp+: Double acting hydraulic valve and min. oil supply of 25lt/min at 140 bar (2031psi)



Optional items for DS800 Towed, DS2000 Towed, DS3800 Towed Conveyor belt.



Belt and spinner speed controls allow for fine adjustment.



Optional an electrical control panel, carried to the operators seat, controls the belt and spinner feed.

Rink DS2000



Model Rink	DS2000
Weight	820kg (1804lbs)
Spreading width	2 to 15m (6½-49ft) variable
Spreading thickness	0.5 to 15mm (0.02-0.60")
Hopper capacity level	2.0cu.m (70cu.ft)
Tractor size	35hp+: Double acting hydraulic valve and min. oil supply of 25lt/min at 140 bar (2031psi)



Optional the cross conveyor weighs 150Kg and has a length of 3m and the width of the belt is 30cm.

Rink DS3100, DS3100 CB



The pivoting axles take undulations in their stride, giving maximum stability.

Control box allows infinite adjustments to all aspects from spinner speeds and conveyor angles



Model Rink	DS3100	DS3100 CB
Weight	1300kg (2866lbs)	1700kg (3748lbs)
Spreading width	2 to 15m (6½-49ft) variable	2 to 15m (6½-49ft) variable
Spreading thickness	0.3 to 15mm (0.02-0.60")	0.3 to 15mm (0.02-0.60")
Hopper capacity level	3.0cu.m (106cu.ft)	3.0cu.m (106cu.ft)
Tractor size	45hp+: Double acting hydraulic valve and min. oil supply of 25lt/ min at 140 bar (2031 psi)	60hp+: No hydraulics required, system run by a PTO

Rink DS3800



Model Rink	DS3800
Weight	1800kg (3960lbs)
Spreading width	2 to 15m (6½-49ft) variable
Spreading thickness	0.5 to 15mm (0.02-0.60")
Hopper capacity level	3.8cu.m (125cu.ft)
Tractor size	60hp+ single acting valve or brake valve PTO driven





Scarification – rids the turf structure of dead and decaying organic matter and will of course allow the plant to breathe, allowing gaseous exchange more readily and maintain good downward movement of moisture and nutrients. This in turn gives a far more vigorous, uniform and all together more vibrant coverage.

Mowing – one of the most basic practices in the maintenance of a surface. Mowing performed to the correct height and frequency is key to the health and density of the plant. A healthy sward is more likely to withstand disease and additionally require less pest control.

Sweeping – the Turf Tidy is capable of being fitted with a brush rotor enabling this versatile machine to sweep on hard surfaces as well as sports surfaces giving a clean and tidy sweep leaving your surface in pristine condition.

Collection – ensuring all unwanted debris is taken away, preventing the risk of disease or unwanted species regaining a foothold is an essential part of any turf programme.

SCARIFICATION, MOWING SWEEPING & COLLECTION

SCARIFICATION, MOWING, SWEEPING & COLLECTION **MULTI-SPORT**

Multi-Sport 180



The Multi-Sport combination tool offers many features in one unit. The ability to slit, rake, roll or brush in pass to varying depths is invaluable to football surfaces. The storage stands make dismounting or mounting from the tractor very easy.

Multi-Sport	180
Working width:	180cm
Weight	325kg (716lbs)
Maximum Speed	12kph (7.5mph)
Recommend Tractor	18hp
Dimensions (L x W x H)	130 x 193 x 95cm



Star Slitter

Spring Tine Rake

Roller

Finishing Brush

SCARIFICATION, MOWING, SWEEPING & COLLECTION **TURF TIDY**

Turf Tidy 2300



The Turf Tidy is a versatile sweeping machine, incorporating de-thatching, verticutting and flail cutting.

The Turf Tidy's fully floating head follows the ground contours ensuring accurate cutting and pick up. The excellent draft makes a clean sweep of leaves, pine needles, paper and grass clippings. The Turf Tidy is supplied as standard with scarifier blades, but can also be equipped with different flail blades.

Model Turf Tidy	2300	3000
Weight	1360kg (2998lbs)	1528kg (3369lbs)
Working width	1.4m (55")	1.8m (71")
Hopper capacity	2.3m ³ (81cu.ft)	3.0m ³ (106cu.ft)
Recommend min. tractor size		
-as sweeper	25hp	25hp
-as scarifier	35hp	45hp
-as flail mower	40hp	45hp
Tractor hitch	Trailed ring and pin	Trailed ring and pin
Tractor hydraulic requirements	1 single and 1 double acting outlet	1 single and 1 double acting outlet
PTO Speed	up to 540rpm	up to 540rpm
Tipping height	2170mm (85")	2170mm (85")

Standard items for 2300 & 3000 Set of scarifier blades / PTO shaft / front roller / draw bar.

Optional items for 2300 & 3000 Brush kit / front wheels / 2 extra rear wheels (to make total of 4) brush system (model 3000 only).

Turf Tidy 2300



SCARIFICATION, MOWING, SWEEPING & COLLECTION **TURF TIDY**

Turf Tidy 3000



Shown here in mowing configuration.

The tipping height of the hopper is 2.17m.



The Turf Tidy 3000 (here busy scarifying) can be optionally equipped with 4 rear tyres.



After Scarification.



Special wind paddles ensure a better pickup of the debris when scarifying.

The Turf Tidy model 3000 has the extra advantage of containing a fully floating head, following the ground contours and thus ensuring an accurate cut and collect.



Easy access to the rotor for blade changing.



Brush head for sweeping hard surfaces.

SCARIFICATION, MOWING, SWEEPING & COLLECTION **VERTI-RAKE & VERTI-CUT**

Model Verti-Rake	Pro 200
Weight	220kg (485lbs)
Minimum Tractor hp required	10hp
Number of rakes / foldable	168 / no

Optional items for Pro 200 only Brushkit / Towed version (mechanically) including drawbar

The Verti-Rake decompacts the turf surface using spring-loaded, flexible tines.

The Verti-Rake tines work the surface and loosen thatch. The tines are integrated in a special protection device that will prevent the loss of tines during operation. Oxygen and nutrients can be more easily introduced into the surface area resulting in a healthier playing field. The Verti-Rake can also be used to create a seed bed before overseeding.

Verti-Rake



Model Verti-Cut	1300 PTO
Weight	167kg (3674lbs)
Working width	1300mm (51")
Working depth	25mm (1")
Minimum Tractor hp required	18hp at 540rpm PTO
Standard items	Storage stand / PTO Set of knives 2mm carbide tip


The Verti-Cut 1300 employs specially designed Verti-Cut blades which encourage the healthy growth of turf, by cutting the lateral growth of grass roots, and removing dead plant material, allowing better water penetration, and more room for roots to grow.

Optional items for 1300 Knives 1mm / knives 3mm

Verti-Cut



The Verti-Cut 1300 scarifier with a working width of 1.3m.



SCARIFICATION, MOWING, SWEEPING & COLLECTION PEDESTRIAN

Model	S510 Pedestrian	160 Pedestrian	161 Pedestrian
Weight	48kg (106lbs)	74kg (163lbs)	74kg (163lbs)
Working width	46cm (18")	50cm (19.6")	50cm (19.6")
Working depth	30mm (1.2")	15mm (0.6")	30mm (1.2")
Spacing	- with 15 blades 30 mm - with 29 blades 15 mm	48 swing blades 20 mm	24 fixed blades 20 mm
Blade thickness	see chart below	3mm	1.5mm
Wheels rear	4.10/3.50-4 Pneumatic with inner tube, heavy duty steel rims and greasable 1" bearings	Solid wheels with bearings	Solid wheels with bearings
Wheels front	Semi-pneumatic	Solid wheels with bearings	Solid wheels with bearings
Drive belt	3/8" heavy duty positive drive edge	Twin	Twin
Engine	Honda, 5.0 hp, 4 cycle	Honda GX 160, 5.5 hp, 4 cycle	Honda GX 160, 5.5 hp, 4 cycle

S510 Pedestrian





The S510 Pedestrian Scarifier is a professional verti-cutting machine on a welded robust steel frame.

160/161 Pedestrian



Blade types:

Straight blade (standard) 	
Thickness	1.2mm (1/16") oil tempered blade
Function	for fine scarifying like golf greens.
Number of blades	15 blades
Optional	14 extra blades
Diamond blade 	
Thickness	2.8mm (1/8") oil tempered blade.
Function	for hard conditions.
Number of blades	14 blades
Blade with offset cutting tips	
Function	for aggressive scarifying.



Typical results from scarification.

SCARIFICATION, MOWING, SWEEPING & COLLECTION CORE COLLECTOR

Core Collector	1200
Weight	573 kg (1263lbs)
Working width:	120 cm (47.2")
Speed:	Up to 5 kph (3.1 mph) Hydraulic transmission that can be adjusted continuously and variably
Maximum coverage: (Theoretical at maximum speed of 5 kph / 3.1 mph)	6000 m ² /h (64583 ft ² /h)
Hopper capacity:	0.3 m ³ (10.6 ft ³)
Tipping height:	125 cm (49.2")
Dimensions (L x W x H)	288 x 120 x 1337 cm 113.3" x 47.2" x 53.8"
Engine	Petrol Briggs & Stratton 13hp



The Core Collector 1200 is a pedestrian machine which collects cores and debris into a hopper. It then lifts to a height that can tip into a trailer or utility vehicle. At the front of the machine are windrow boards which allow the machine to move the cores into line. The line is then presented to a stainless steel blade which scoops the cores up, before a conveyor transfers them to the hopper.

The high tip facility enables the Core Collector debris to be tipped easily into a prime mover.



The windrow makes light work of aligning the cores.

High productivity means that high volumes can be collected quickly.





Brushing is a very straightforward but nonetheless important task for any turf care professional. It can stand up the leaf of the grass plant to allow a far superior quality of cut, it can rid the surface of excess moisture and dew build up which keeps good airflow throughout the canopy, and of course plays a big part of any successful top dressing programme.

The Speed-Brush is a towable grooming machine designed to work on both natural and synthetic surfaces. Its two brushes rotate in the opposite direction of travel, effectively brushing sand into the aeration holes or redistributing infill into an artificial playing surface.

The Speed-Brush will also successfully de-compact and restore fibres in synthetic fields that have been packed down with time. The Speed-Brush is an excellent tool for lifting any knap or lateral growth on a golf green providing a cleaner cut that will result in a superior putting surface. The Speed-Brush is a simple device that can be towed with most prime movers and has quick and easy adjustments.

BRUSHING

BRUSHING SPEED-BRUSH

Model	Speed-Brush
Weight	181kg (398lbs)
Working width	1.40m (55.1")
Minimum Tractor hp required	Any vehicle with 12 volt + electric connection

Speed-Brush



The Speed-Brush is a towable grooming machine containing two round brushes which rotate opposite to the direction of travel. Thus sand and infill is effectively brushed into the turf surface and excessive infill is distributed over lower areas.



Typical results after using the Speed-Brush.

Top Brush



Model	Top Brush
Weight	622kg (1368lbs)
Working width	6.0m (238")
Minimum Tractor hp required	45hp+ 200kg
Hydraulic requirements	1 x double acting spool plus 1 x single acting spool with return

Top Brush



Hydraulic folding wings

The Top Brush is an ideal machine for presentation, organic removal and dispersal of worm casts. The brushes lift the sward allowing for a superior cut.. The durable poly brushes can be accurately set to the desired depth to achieve a light surface brush-in or aggressively loosen surface material.

BRUSHING VERTI-COMB & DEW BRUSH

Model	Verti-Comb 1800	Verti-Comb 4000	Dew Brush 6000 Towed	Dew Brush manual
Weight	121kg (267lbs)	239kg (527lbs)	58kg (128lbs)	18kg (40lbs)
Working width	1.8m (71")	4.0m (157")	6.0m (230")	2.12m (83")
Minimum Tractor hp required	18hp+ 200kg lift cap.	25hp+ 450kg lift cap.	18hp+100kg lift cap.	—

A variety of brushes are on offer for spreading material, or for combing the grass blades.

Optional items Verti-Comb: Magnetic kit / Steel pins section front + rear / Drawbar + transport wheel kit (lift: mechanical or hydraulical or electrical)

Verti-Comb



The Verti-Comb is designed for brushing and de-compacting large areas of turf quickly and efficiently. Foldable side wings can be added to the standard Verti-Comb 1800 converting it into the model 4000 (4.0m working width).

The Verti-Comb 4000 is foldable resulting in a total width of 2.22m in transport position.

Dew Brush 6000 Towed



The Dew Brush is ideal for dew dispersal, and striping for improved presentation. Brushing away the dew dries the turf, reducing the risk of disease.



When folded, the Dew Brush has a working width of 2.15m.

Also available as a manual Dew Brush weighing 18kg (40lbs) and is ideal to remove the dew from grass blades and to pull them up vertically.

BRUSHING VERTI-BROOM & DRAGMATS

For brushing and striping of turf, nothing beats the proven Verti-Broom (models 185+240). The highly effective triangular arrangement of the brushes will straighten and groom each grass blade. The soft, long wearing brushes quickly and efficiently brush surface infill to an even and level finish.

Model	Verti-Broom 185	Verti-Broom 240	Verti-Broom WB
Weight	60kg (132lbs)	80kg (176lbs)	38kg (83lbs)
Working width	1.85m (73")	2.4m (94")	1.0m (39.5")
Minimum Tractor hp required	10hp	10hp	—




The hand pulled Verti-Broom WB weighs 38kg and has a working width of 100cm.

Dragmat		
90x120cm	Steel	10kg (22lbs)
120x180cm	Steel	18kg (40lbs)
180x240cm	Steel	35kg (77lbs)
240x240cm	Steel	47kg (103lbs)
150x100cm	Rubber	18kg (39lbs)

Stainless Steel Dragmats are used to evenly distribute topdressing material.

The Rubber Dragmat is ideal to work-in sand and rubber infill. It can also be manually pulled, or towed behind a vehicle.





The demands of modern day sport played on natural turf and the resultant impact this has on timescales and workload of turf professionals often calls for complete surface renovation or even renewal. This allows for surfaces with poor coverage to be stripped back, taking out any undesirable grass species and organic matter. This can greatly speed up the recovery and re-establishment time, also giving continuity to hard pressed surfaces.



These often daunting tasks can be made easier using equipment such as the Redexim Turf-Stripper and Sandmaster.



The Turf-Stripper can mow, level, de-thatch and renovate sports surfaces. Its rotary action removes debris which is transferred by conveyor to a trailer for removal.



The Sandmaster can de-compact to 25cm and surface drain to depths of 20cm, all in one pass injecting sand as it goes. It can work with both sand or gravel leaving minimal surface disturbance.

RENOVATION

RENOVATION TURF-STRIPPER

Model Turf-Stripper	1200	1600	2000
Weight	616kg (1358lbs)	1160kg (2552lbs)	1290kg (2844lbs)
Working width	1.2m (47")	1.6m (63")	2.0m (79")
Working depth	up to 50mm (2")	up to 50mm (2")	up to 50mm (2")
Operational speed	0 – 3kph	0 – 3kph	0 – 3kph
Capacity/hour	500-1000m ² /h	700-1300m ² /h	1000-1500m ² /h
Minimum Tractor hp required	35hp with 2x double acting hydraulic valves	35-50hp with 2x double acting hydraulic valves	40-50hp with 2x double acting hydraulic valves

Turf-Stripper 2000




Optional items extra fraise blades / verti-cut blades / extra rotor / rotor for hybrid pitches

The Turf-Stripper is a fraise-mower, removing turf, weeds and thatch from a playing surface. A side arm conveyor transfers the debris into a trailer. Optionally a separate rotor containing verti-cut blades can be installed.

Renovation of the turf surface can take place with the Turf-Stripper equipped with fraise blades or verti-cut blades.



The Turf-Stripper can be equipped with fraise blades (right) or verti-cut blades (left).



Turf-Stripper 2000



Turf-Stripper 1200



RENOVATION VIBRA-SANDMASTER



The Vibra-Sandmaster injects sand into the soil, and upgrades the profile.

The Vibra-Sandmaster will effectively decompact and surface drain the soil all in one pass. Mounted in the front of the Vibra-Sandmaster is the Verti-Quake® model 2516, which decompacts and slits the turf down to 25cm deep. Vibrating coulter blades open up the slits and inject sand down to between 15-20cm. A rear set of floatation tyres gently firm up the ground leaving a level ready-to-play surface. The Vibra-Sandmaster works with gravel, wet or dry sand and shows minimal surface disturbance.

Model	Vibra-Sandmaster 1600
Weight	2642kg (5825lbs)
Working width	1.6m (63")
Working depth	5-20cm (2"-8")
Hopper capacity	1500kg (2420lbs)
Capacity/hour	500-1000m ² /h (5400-10800sq.ft/h)
Tractor requirements	65-90hp with creep gear +30ltrs min. hydraulic oil flow + 2 single acting hydraulic valve.



Sandmaster shown here in transport position.

This cross section shows how the groove is filled with sand up to 15-20cms deep.



RENOVATION MOLE- PLOUGH

This simple cost effective machine quickly resolves grassland drainage and compaction issues. Suitable for golf courses, sports pitches and amenity right through to paddocks.

With three easily interchangeable working leg options the Mole Plough is able to lay pipes or cable, create underground aeration tunnels to 300mm or to channel water away. The winged sub-soil leg can be utilised to lift and break compaction pans within the soil structure.

The front cutting disc prevents ripping of the soil, ensuring minimal surface impact while the Rear Roller leaves the surface ready to play.

Supplied with integrated drop down work stand legs, detaching the Rear Roller or swapping the main leg couldn't be simpler.

Mole-Plough



Model	Mole-Plough
Recommended tractor	25-80hp
Working depth	300mm
Weight	170 kg (375 lbs)
Max pipe diameter	38mm
Options	Drainage Leg 30mm Bullet (as standard) Winged Sub-Soil Leg Pipe Laying Leg



The Mole-Plough can easily be mounted with a pipe laying Leg.



The Mole-Plough leaves a consistently clean finish



Supplied with integrated drop down work stand legs.

DO YOU HAVE THE CORRECT TINE?

Charterhouse
TURF MACHINERY®

Our genuine replacement tines are manufactured to the highest standards, ensuring optimum performance of your natural turf equipment.

Please note all dimensions specified are actual working depths.

Redexim Charterhouse TURF MACHINERY Phone: +44 (0)1428 661222 parts@charterhouse-tm.co.uk www.charterhouse-tm.co.uk

DO YOU HAVE THE CORRECT TINE?

Charterhouse
TURF MACHINERY®

Our genuine replacement tines are manufactured to the highest standards, ensuring optimum performance of your natural turf equipment.

Please note all dimensions specified are actual working depths.

The Shaft is pushed into the tube and secured by the clip.

Redexim Charterhouse TURF MACHINERY Phone: +44 (0)1428 661222 parts@charterhouse-tm.co.uk www.charterhouse-tm.co.uk

To keep your machine in original working order it is imperative to only fit original manufacturers' parts, including tines. Our parts department stocks 1000's of parts that are just a phone call away. As the owner of a Charterhouse supplied machine, you'll appreciate the quality of the build, but even the best break down now and again. When this happens you'll want to get the machine up and running again as quickly as possible, and be sure the replacement part will do as good a job as the original. Then there's those wearing parts, like tines, that need to match the specification of those that were delivered with the machine. Our genuine spare and replacement parts are manufactured to the highest specifications, which are well in advance of any imitations. Redexim tines, for example, are made from high grade Chromium Molybdenum alloy. The high productivity of our machines, with little downtime, is assured with genuine parts.

Penetrometer




The Penetrometer is the perfect scientific instrument for measuring compaction levels in the soil at all depths down to 600mm (24"). High quality stainless steel and aluminium alloy for durability and accuracy. Hydraulic action gives a steady and consistent read out in all conditions.

Rocket Tines

Rocket tines for the 76 series are used if a large amount of sand needs to be introduced into the topsoil. After topdressing has been spread, these thick tines "push" the sand into the soil. Then the soil is decompacted by using long, ø 24mm Solid Tines, with "kick" applied to the tines.



Ball Roll Tester + Rebound Tester



This device measures how far the ball rolls, and how high it bounces and gives an indication on what kind of maintenance is needed.

*The Ball Roll values for natural turf would vary between 4 and 10m. Natural turf in ideal conditions will give values from 4 to 8m. The lower the value, the slower the pitch.**

*The Vertical Ball Rebound is measured by dropping a ball from 2 meters and measuring the rebound height. Natural turf will give values of between 50 and 100 cm, but an "ideal" natural turf will give values of between 60 and 85 cm.**

**from FIFA Quality Concept for Football Turf.*



Needle Tine Head

ø8mm needle tines, also known as pencil tines, can be one of the least disruptive cultural practices used on greens.



Multi Tine Head

These ø5mm tines are well suited for Overseeding or light summer aeration, making the most of irrigation.



In recent years Redexim has lead the way in the development and manufacture of Artificial Turf Maintenance Equipment, from simple brushing, to the removal of infill material or collection of debris from the surface.

The advantages of synthetic surfaces are well documented, usable in most weather, playable 12 months of the year, but all too often the maintenance of these surfaces is over looked because of the belief that they are maintenance free. This misconception can often lead to problems in later life of the surface. A properly maintained surface can offer many years of trouble free use.

It is vital that fibres are vertical as much as possible so as to avoid unnecessary wear on the surface, and in turn shortening the life of the investment. Also key is the removal of surface debris which if allowed to rot and make its way down to the bottom of the pile can have an adverse effect on playing characteristics and again will reduce life expectancy of the surface.

Redexim have a wide range of equipment for the maintenance of these surfaces whether it be sand filled, sand dressed or 3G.

SYNTHETIC

SYNTHETIC TURF MAINTENANCE



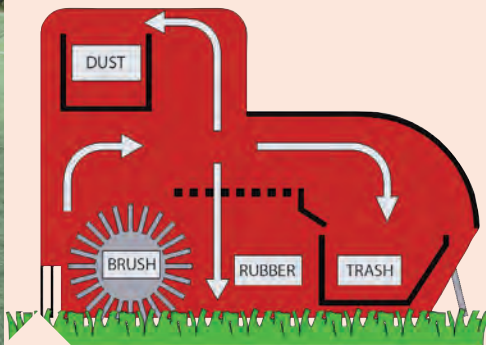
Eliminator



RTC



Verti-Top Vac



Verti-Top Vac cut away



Speed-Clean



Verti-Broom



Verti-Groom



Verti-Rake



Gathered debris from collection bag of a Verti-Top Vac



Charterhouse

TURF MACHINERY®




To see the entire range of equipment download the latest copies of our brochures from www.charterhouse-tm.co.uk Follow the latest developments on  

We pride ourselves that in conjunction with our local dealers we can provide an after sales service that is second to none.

Both Charterhouse and our dealer network are readily available to offer friendly, knowledgeable advice for choosing the correct tine or spare part required.

Redexim has a policy of continuous improvement for all its products to meet the needs of customers. Specifications and illustrations in this catalogue may therefore differ from equipment supplied.



ENDORSEMENTS

Course Manager Paul Robinson of Worpleston Golf Club has a substantial workload looking after the classic Surrey heathland course, laid out in 1908. This course, which is in the Top 100 of UK courses demands exceptional quality playing surfaces.

Paul says, "Our two Verti-Drains® make the task of aeration over the length of the course invaluable tools in maintaining the fairways and greens in top condition throughout the year. Their reliability and versatility enable us to keep our Members and guests happy with consistent greens and fairways, whatever the British weather might throw at us."

Norfolk's Sheringham Golf Club has called on a duo of seeders from Charterhouse Turf Machinery to help their aim of achieving 'continuous development'. With advice from course consultant Gordon Irvine, the club has undergone a transformation in recent years, one of the biggest changes is the push towards increasing Fescue cultivars into the greens and fairways.

Head Greenkeeper, David Childs, has

been at Sheringham for 23 years and is supported by a team of 6 greenkeepers. "Our sward conversion programme has been in place for three full seasons and was kickstarted alongside investment in new machinery" he explains. "We went for the Redexim Verti-Seed 804 for the greens as we were impressed with the gear system which meant we could easily and accurately control the amount of seed the machine was putting out. For fairways, we chose the larger Redexim Overseeder 1275."

The current regime involves a double pass on the greens, in August and October. "The Verti-Seed is a really simple machine to set-up and leaves a nice smooth finish, which is key for the work on the greens. Because the seed is delivered straight down into the soil profile, we've been achieving fantastic uptake, even in the drier conditions. Following the work, the surfaces look great again in as little as a week which, as September is a very busy time for us, is important." Two passes are also conducted in the autumn with the Overseeder on the fairways, however, this tends to be conducted later in the calendar, when the increased moisture will help to maximise uptake.

"We estimate it's going to be another three years or so on the current programme before we will then reassess. Increasing the Fescue content will ultimately reduce our reliance on feeds and water, which will be positive for us. The Redexim machines are vital in achieving that outcome and to date, they've been producing the results we've been looking and hoping for."

**"OUR TWO
VERTI-DRAINS®
MAKE THE TASK
OF AERATION OVER
THE LENGTH OF THE COURSE
INVALUABLE TOOLS IN MAINTAINING
THE FAIRWAYS AND GREENS IN TOP
CONDITION THROUGHOUT
THE YEAR."**

**Paul Robinson
Course Manager,
Worpleston
Golf**

Redexim has a policy of continuous improvement for all its products to meet the needs of customers. Specifications and illustrations in this catalogue may therefore differ from equipment supplied.

NICK DARKING



Charterhouse
TURF MACHINERY

UNIT 9
WEYDOWN ROAD INDUSTRIAL
ESTATE
HASLEMERE
SURREY GU27 1DW
UNITED KINGDOM
TEL: +44 (0)1428 661222
FAX: +44 (0) 1428 661218
MOBILE: +44 (0) 7774 782845
E-MAIL: nick@charterhouse-tm.co.uk
www.charterhouse-tm.co.uk
www.redexim.com

Redexim 

Redexim BV, Kwekerijweg 8,
3709 JA, Zeist, The Netherlands

Phone: (31) 30 6 933 227

Fax: (31) 30 6 933 228

E-mail: verti-drain@redexim.com

www.redexim.com



Redexim World Headquarters
Redexim BV, Kwekerijweg 8,
3709 JA, Zeist, The Netherlands

Phone: (31) 30 6 933 227
Fax: (31) 30 6 933 228
E-mail: verti-drain@redexim.com
www.redexim.com

Charterhouse Turf Machinery Ltd
Unit 9 Weydown Road Ind Est,
Haslemere, Surrey GU27 1DW

Phone: +44 (0)1428 661222
Fax: +44 (0)1428 661218
sales@charterhouse-tm.co.uk
www.charterhouse-tm.co.uk
Twitter: @ctmTURF

Redexim North America
427 W Outer Road
Valley Park MO 63088

Phone: +1 636.825.8300
PaulH@redeximna.com
Fax: +1 636.825.8302
www.redexim.com

Redexim Australia & New Zealand

PO Box 1064
Gwelup 6018

Phone: +61419310546
Lukrys@bigpond.net.au
Fax: +61894480558
www.redexim.com



Charterhouse

TURF MACHINERY®

Charterhouse Turf Machinery Ltd is a wholly owned
subsidiary of Redexim BV, Holland www.redexim.com

