


Simplicity
CENTURY OF STRIPES • 1922-2022®



2022
LAWN TRACTORS
& ZERO TURNS







A CENTURY OF STRIPES

This year marks a century of achievement, dependable equipment, and a premium mowing experience. Simplicity's 100-year history has been filled with innovation, perseverance, and premium quality products.

The company began by producing boring machines and took flight as the door to garden equipment opened. Whether a garden tractor or zero turn mower, the love for Simplicity mowers has been passed on through generations. While a tribute is paid to the past, a promising future of Simplicity awaits.



CONTENTS

The Dealer Experience	04
The Simplicity® Difference	05
Regent™ Lawn Tractors	06
Broadmoor™ Lawn Tractor	10
Regent™ RD Lawn Tractors	12
Courier™ Zero Turns	16
Tractor Specifications	22
Tractor Accessories	24
Zero Turn Specifications	26
Zero Turn Accessories	27

THE DEALER EXPERIENCE



MAKING THE RIGHT DECISION.

Not sure what type of mower you need? Your Simplicity® dealer can help. Need someone to deliver your tractor or zero turn? Your Simplicity dealer will deliver it to your home. Need a little training on how to use your new mower? Your Simplicity dealer can show you what you need to know. Most importantly, by purchasing a Simplicity through your local dealer, you will not only be getting a premium mowing experience, but your own trusted mowing advisor.

- Expert advice
- Product selection help
- Test drives
- Trustworthy service technicians
- Parts availability
- Product pick-up and delivery
- Seasonal maintenance
- Accepts Trade-Ins*
- Attachment expertise



*Participating dealers may vary.

THE SIMPLICITY® DIFFERENCE

Simplicity® Tractors and Zero Turn mowers are built to last with durable components - all-steel hoods and seat decks, long-life engines, transmissions and serviceable arbor and shaft assemblies. Designed with the operator in mind, Simplicity Mowers offer ergonomic, easy-to-use controls and innovative features to make your mowing experience even more enjoyable.



LAWN STRIPING

Our Free Floating™ mower deck is the pinnacle of performance which all others attempt to achieve. Attached by the pivoting front axle, the mowing deck follows even the slightest contours in your lawn, resulting in a scalp-free velvety cut. The full-width rear rollers lay the grass down in the direction the mower is traveling to create striping patterns. Available on Broadmoor™ lawn tractor.



SUPERIOR TRACTION WITH ACT™

Automatic Controlled Traction™ will supply extra power to both rear tyres when one tyre starts to slip. The ACT™ feature helps you avoid getting stuck and keeps you moving forward when performing jobs in your garden. Available on Broadmoor™ lawn tractor.



CENTRECUT™ MOWER DECK

The CentreCut™ mower deck offers options to change the mower deck configuration depending on grass circumstances and personal preferences. Available on Regent™ SLT175, Regent™ SLT275, Courier™ SZT175 and Courier™ SZT275.

CENTRECUT™ CONVERTIBLE MOWING TECHNOLOGY



HYDROSTATIC TRANSMISSION

All Simplicity lawn tractors feature a pedal-operated hydrostatic transmission system that allows you to keep both hands on the steering wheel while adjusting your speed and direction with the two foot pedals.



SUSPENSION SYSTEM™

Taking your mowing comfort to the next level, Simplicity® owners can enjoy a smoother ride with suspension while still achieving a premium cut**.



This exclusive tractor technology utilises front and rear springs to reduce the impact of rough terrain felt by the operator. Available on Regent™ RD SRD360, Courier™ SZT175, Courier™ SZT275 and Courier™ SZT350.

SUSPENSION COMFORT SYSTEM™

The Broadmoor™ Lawn Tractor offers a complete comfort package - the Suspension Comfort System™ - comprised of suspension, a high-speed transmission and a comfortable mesh seat.



**Results of suspension depend on lawn conditions.

REGENT™ LAWN TRACTORS



SLT110

Our Regent™ Lawn Tractor range delivers excellent all round cutting performance with the highest level of user comfort and signature Simplicity® styling.

These Regent™ lawn tractors are powered by reliable Briggs & Stratton® engines and feature integrated bumpers and a stylish dashboard panel. Rugged mower decks and durable cast-iron front axles ensure long life and performance.



FRAME HUNG MOWER DECK
With 4 deck support wheels and a washout port for easy cleaning.



STEEL BUMPER & LED LIGHTS
The steel bumper adds extra durability to the lawn tractor while the powerful LED headlights light your path.



DURABLE FRONT AXLE
Rugged, pivoting cast iron front axle for long lifetime.



STEERING WHEEL
With colour-coded controls on the dashboard.

DESIGNED TO **PERFORM.**
MADE TO LAST.

QUICK SPECIFICATIONS

REGENT™ SLT110		REGENT™ SLT210SE	
Power			
Engine Model	Briggs & Stratton 7200 EXi V-Twin	Briggs & Stratton 7220 EXi V-Twin	
Engine Features	OHV	OHV	
Cylinders	2	2	
Transmission			
Type	Tuff-Torq® K46 Hydrostatic	Tuff-Torq® K46 Hydrostatic	
Mower			
Cutting Width	107 cm (42")	117 cm (46")	
Mower Deck Type	Stamped Steel, Frame Hung	Stamped Steel, Frame Hung	
Seat	Mid-back seat	Mid-back, premium seat	



KEY FEATURES SLT110 / SLT210SE

- Frame Hung mower deck with 4 support wheels
- Hydrostatic transmission
- Cast iron front axle
- Tight turning radius of 36cm
- LED headlights
- Electric blade engagement
- Colour-coded controls
- Manual height of cut
- Integrated steel bumper
- Cruise control
- Mower deck washout port



BRIGGS & STRATTON® ENGINE

The Briggs & Stratton EXi engines provide consistent starting and guarantees durable performance.

For accessories see page 24.

REGENT™ LAWN TRACTORS



Our convertible CentreCut™ mowing technology offers total flexibility without stress of choice when buying your next mower. The Regent™ SLT175 and SLT275 tractors will be delivered by your dealer with either a side or rear discharge configuration kit already fitted. Should you need a different cutting configuration in the future, then you will only need a new kit instead of buying a whole new mower deck or even a new tractor.

CENTRE CUT™

CONVERTIBLE MOWING TECHNOLOGY



CENTRE CUT™ MOWER DECK

The CentreCut™ mower deck comes in a pre-configured side or rear discharge version. With an optional kit you can easily convert to a different mowing configuration if needed.

With the side discharge kit fitted you will have the highest mowing capacity possible. The rear discharge kit comes with a half height mulching baffle and Eliminator® blades and provides a perfect balance between mowing capacity and mulching performance. Mounting the full height mulching baffle, which is also available as an accessory, provides you with the best mulching performance.



MASTER THE CONTOURS OF YOUR LAWN.



SLT275

QUICK SPECIFICATIONS

REGENT™ SLT175		REGENT™ SLT275	
Power			
Engine Model	Briggs & Stratton 7220 EXi V-Twin	Briggs & Stratton 8240 PXi V-Twin	
Engine Features	OHV	OHV	
Cylinders	2	2	
Transmission			
Type	Tuff-Torq® K46 Hydrostatic	Tuff-Torq® K46 Hydrostatic	
Mower			
Cutting Width	107 cm (42")	122cm (48")	
Mower Deck Type	CentreCut™ Fabricated Steel, Frame Hung	CentreCut™ Fabricated Steel, Frame Hung	
Seat	Midback, premium seat	Midback, premium seat	



BRIGGS & STRATTON® ENGINE

Designed to deliver world-class endurance and power, the PXi Series™ engine comes fully featured. Enhanced power, easy starting, smooth and quiet operation, and professional results are just a few of them.



See operator's manual or dealer for complete warranty details.

KEY FEATURES

- 42" or 48" fabricated steel CentreCut™ mower deck with 4 support wheels
- Available in side or rear discharge configuration
- Hydrostatic transmission
- Cast iron front axle
- Tight turning radius of 36 cm
- Mid-back premium seat
- Electric blade engagement
- Manual height of cut
- Cruise control
- Clock, hour and maintenance meter
- Mower deck washout port

For accessories see page 24.

BROADMOOR™ LAWN TRACTOR

RUGGED
DURABILITY.
EXCEPTIONAL
PERFORMANCE.



The Broadmoor™ lawn tractor represents the perfect combination of high-performance and user comfort. With the unique Free Floating™ fabricated steel mower deck, a new rear suspension system and a breathable ergonomic mesh seat, mowing the lawn will never feel like a chore again.

WITH ELECTRIC POWER STEERING



HIGH SPEED TRANSMISSION
The Tuff Torq® high speed transmission offers a hydrostatic drive for an automotive-like feel and allows you to operate the machine at higher speeds.



CONTROL PANEL
The panel includes push button starting, fuel gauge and maintenance reminders providing a premium experience.



ACT™
With Automatic Controlled Traction™ (ACT), drive power is continuously supplied to both rear tyres maintaining superior traction and lessening turf damage.



FABRICATED MOWER DECK
The 122 cm rugged fabricated mower deck with reinforced top, side skirts, corners and a steel front edge ensures durability and a quality cut for years to come.



See operator's manual or dealer for complete warranty details.

QUICK SPECIFICATIONS

BROADMOOR™ SYT410

Power

Engine Model	Briggs & Stratton 8260 PXi V-Twin with push button start
Engine Features	OHV, EFM
Cylinders	2

Transmission

Type	Tuff-Torq® K62 High Speed Hydrostatic with ACT™
------	-------------------------------------------------

Mower

Cutting Width	122cm (48")
Mower Deck Type	Fabricated Steel, Free Floating™, Full-width rear rollers
Suspension	SCS™ Rear Suspension with Mesh Seat



BRIGGS & STRATTON® ENGINE

The Briggs & Stratton PXi V-Twin engine features Electronic Fuel Management (EFM) providing consistent, automotive-style starting and proven performance.



KEY FEATURES SYT410

- Free Floating™ mower deck with full-width rear rollers
- Automatic Controlled Traction™
- Durable welded steel frame
- Electric power steering
- Cast-iron pivoting front axle
- Turning radius of 59cm
- Quick Hitch™ mower deck removal system
- Electric height-of-cut adjustment
- LED headlights
- Cruise control
- Ergonomic mesh seat

WITH REAR SUSPENSION



The exclusive rear suspension reduces the impact felt at faster speeds.

For accessories see page 24.

REGENT™ RD LAWN TRACTORS WITH COLLECTOR

BRING PREMIUM PERFORMANCE TO YOUR LAWN.



SRD210

The Simplicity® Regent RD range has set new standards for efficiency and comfort. The range consists of three models all equipped with a Tuff-Torq® hydrostatic transmission system delivering the smoothest ride. The premium seat adds extra comfort to the cutting experience.

All tractors are powered by high performance Briggs & Stratton® engines. The stylish hood and dashboard panel provides the operator a premium mowing experience.



HIGH COMFORT SEAT
The adjustable, mid-back, premium seat provides ride comfort and stability.



STYLISH CONTROL PANEL
The dashboard contains a fuel and hour meter. The maintenance reminder makes this machine interactive.



HEIGHT-OF-CUT
The manual height-of-cut allows for easy adjustment between 7 possible positions ranging from 4.5 to 9.0 cm.



MOWER BLADES
Simplicity® blades produce high-volume air flow that mulches, bags or discharges clippings to perfection.



SRD310

QUICK SPECIFICATIONS

REGENT™ RD SRD210		REGENT™ RD SRD310	
Power			
Engine Model	Briggs & Stratton 7220 EXi V-Twin	Briggs & Stratton 8270 Pxi V-Twin	
Engine Features	OHV	OHV	
Cylinders	2	2	
Transmission			
Type	Tuff-Torq® K46 Hydrostatic	Tuff-Torq® K46 Hydrostatic	
Mower			
Cutting Width	96 cm (38")	107cm (42")	
Mower Deck Type	Stamped Steel, Frame Hung	Stamped Steel, Frame Hung	
Seat	Mid-back, premium seat	Mid-back, premium seat	


KEY FEATURES SRD210 / SRD310

- Frame Hung mower deck with support wheels
- Hydrostatic transmission
- 36cm turning radius
- Large 350 litre collection bag
- Cast iron front axle
- Easily removable all-steel hood
- 11 litre fuel tank
- Cruise control
- Electric blade engagement
- Mechanical deck attachment lift
- LED headlights
- Integrated steel bumper
- Washout port



BRIGGS & STRATTON® ENGINE
The Briggs & Stratton EXi engine provides consistent starting and guarantees durable performance.

REGENT™ RD LAWN TRACTORS WITH COLLECTOR



The Regent™ RD SRD360 combines all the latest innovation and comfort features to bring the next level of outstanding performance. Experience new levels of user comfort with the exclusive Suspension System™ and high comfort seat.



SPEED CONTROL
Infinite driving speed control. Change your speed quickly and easily.



STYLISH CONTROL PANEL
This deluxe panel shows you the needs of your machine. The dash contains a fuel meter and hourmeter. The maintenance reminder makes this machine interactive.



HIGH COMFORT SEAT
The adjustable, mid-back, premium seat provides ride comfort and stability.



STEEL BUMPER & LED LIGHTS
The steel bumper adds extra durability to the lawn tractor while the powerful LED headlights light your path.

QUICK SPECIFICATIONS

REGENT™ RD SRD360

Power

Engine Model	Briggs & Stratton 8270 PXi V-Twin
Engine Features	OHV
Cylinders	2

Transmission

Type	Tuff-Torq® K46 Hydrostatic
------	----------------------------

Mower

Cutting Width	107 cm (42")
Mower Deck Type	Stamped Steel, Frame Hung
Suspension	Front and Rear Suspension
Seat	Mid-back, premium seat

KEY FEATURES SRD360

- Frame hung mower deck with 4 support wheels
- Hydrostatic transmission
- Large 350 litre collection bag
- Cast iron front axle
- Cruise control
- Large 22" tyres
- Electric blade engagement
- 11 litre fuel tank
- Front wheel ball bearing
- Premium, mid-back seat
- LED headlights
- Integrated steel bumper
- Suspension System™



BRIGGS & STRATTON® ENGINE

The Briggs & Stratton 8270 PXi engine features an oil filter and pressure lubrication.



SUSPENSION SYSTEM™

The exclusive Suspension System™, complete with front and rear shock absorbers, provides 25% less impact felt than a tractor without suspension, giving you more comfort at a consistent speed*.



WITH FRONT AND REAR SUSPENSION



For accessories see page 24.

* Results of suspension depend on lawn conditions.

COURIER™ ZERO TURNS



The SZT105 brings a whole new level of performance to the comprehensive Courier™ zero turn range. Designed for maximum garden access, this compact zero turn mower gets to places other zero turns cannot go. It's compact size makes it easy to navigate even the tightest parts of your lawn and takes up less space when in storage.



See operator's manual or dealer for complete warranty details.



USER COMFORT GUARANTEED

A compact zero turn with high levels of comfort. A big seat with armrests and lot's of legroom.



HEIGHT-OF-CUT POSITIONS

Easily choose your preferred cutting height with help of the foot operated deck lift mechanism.



COMPACT DESIGN

The high quality 91 cm compact mower deck is the smallest in it's class and delivers unparalleled garden access.



FABRICATED MOWER DECK

The fabricated mower deck with reinforced top, side skirts, corners and a steel front edge ensures durability and a quality cut for years to come.



COMPACT
& EASY TO
NAVIGATE.

QUICK SPECIFICATIONS

COURIER™ SZT105

Power

Engine Model	Briggs & Stratton 7200 EXi V-Twin
Engine Features	OHV
Cylinders	2

Transmission

Type | Hydro-Gear® EZT®

Mower

Cutting Width	91 cm (36")
Mower Deck Type	Fabricated Steel, Frame Hung



BRIGGS & STRATTON® ENGINE

The Briggs & Stratton EXi engine provides consistent starting and guarantees durable performance.

KEY FEATURES SZT105

- Fabricated steel mower deck
- Hydrostatic transmission
- Powerful Briggs & Stratton engine
- 11 litre fuel tank
- Foot operated mower deck lift
- Comfortable mid-back seat with armrests
- Twin-lever steering controls with tracking adjustment for comfortable operation
- Cargo bed* optional
- Electric blade engagement
- Integrated parking brake



For accessories see page 27.

* 22,7 kg. capacity, do not overload; do not carry passengers. See operator's manual for details.

COURIER™ ZERO TURNS

THE ZERO TURN
THAT DOES
SO MUCH
MORE!



SZT275

Our convertible CentreCut™ mowing technology offers total flexibility without stress of choice when buying your next zero turn mower.

The Courier™ SZT175 and SZT275 zero turns will be delivered by your dealer with either a side or rear discharge configuration kit already fitted. Should you need a different cutting configuration in the future, then you will only need a new kit instead of buying a whole new mower deck or even a new zero turn.



WITH SUSPENSION

LIMITED LIFETIME WARRANTY
ON FABRICATED DECK
(See operator's manual for complete details.)

CENTRE CUT™ CONVERTIBLE MOWING TECHNOLOGY

See operator's manual or dealer for complete warranty details.



CARGO BED*

On-the-go versatility and convenience for working in the garden. Optional SZT175, included on SZT275.



FRONT AND REAR SUSPENSION

Having both front and rear suspension ensures a very comfortable ride and increased mowing speed.



CENTRE CUT™ MOWER DECK

The CentreCut™ mower deck comes in a pre-configured side or rear discharge version. With an optional kit you can easily convert to a different mowing configuration if needed. With the side discharge kit fitted you will have the highest mowing capacity possible. The rear discharge kit comes with a half height mulching baffle and Eliminator® blades and provides a perfect balance between mowing capacity and mulching performance. Mounting the full height mulching baffle, which is also available as an accessory, provides you with the best mulching performance.



QUICK SPECIFICATIONS

COURIER™ SZT175

COURIER™ SZT275

Power

Engine Model	Briggs & Stratton 7220 EXi V-Twin
Engine Features	OHV
Cylinders	2

Engine Model	Briggs & Stratton 8240 PXi V-Twin
Engine Features	OHV
Cylinders	2

Transmission

Type | Hydro-Gear® EZT®

Hydro-Gear® EZT®

Mower

Cutting Width	107 cm (42")
Mower Deck Type	CentreCut™ Fabricated Steel, Frame Hung
Suspension	Front
Seat	Mid-back seat

Cutting Width	122 cm (48")
Mower Deck Type	CentreCut™ Fabricated Steel, Frame Hung
Suspension	Front and Rear
Seat	Premium, mid-back seat

KEY FEATURES SZT175 / SZT275

- Front suspension on SZT175
- Front and rear suspension on SZT275
- 42" or 48" fabricated steel CentreCut™ mower deck with support wheels
- Available in side or rear discharge configuration
- Briggs & Stratton engines with 11 litre fuel tanks
- Foot operated mower deck lift
- Mid-back seat with armrests on SZT175
- Premium mid-back seat with armrests on SZT275
- Twin-lever steering controls with tracking adjustment
- Cargo bed* included
- Electric blade engagement
- Integrated parking brake
- Large 20" rear tyres



BRIGGS & STRATTON® ENGINE

The Briggs & Stratton PXi engine features an oil filter and pressure lubrication.



SZT275

For accessories see page 27.

* 22,7 kg. capacity, do not overload; do not carry passengers. See operator's manual for details.

COURIER™ ZERO TURNS

PROFESSIONAL INSPIRATION FOR PREMIUM PERFORMANCE.



More than just a zero turn mower with a great quality cut, the integrated cargo bed* along with other great features makes the Courier™ SZT350 a versatile workhorse in a category of its own.

WITH FRONT AND REAR SUSPENSION



CARGO BED*

On-the-go versatility and convenience for working in the garden.



FRONT AND REAR SUSPENSION

Having both front and rear suspension ensures a very comfortable ride and increased mowing speed.



FABRICATED MOWER DECK

The 132 cm rugged fabricated mower deck with reinforced top, side skirts, corners and a steel front edge ensures durability and a quality cut for years to come.



PROFESSIONAL TRANSMISSION

Hydro-Gear® ZT-2800® Transaxles providing tough and smooth operation.

LIMITED LIFETIME WARRANTY
ON FABRICATED DECK

See operator's manual or dealer for complete warranty details.



QUICK SPECIFICATIONS

COURIER™ SZT350

Power

Engine Model	Briggs & Stratton 8270 PXi V-Twin
Engine Features	OHV
Cylinders	2

Transmission

Type	Hydro-Gear® ZF2800®
------	---------------------

Mower

Cutting Width	132 cm (52")
Mower Deck Type	Fabricated Steel, Frame Hung
Suspension	Front and Rear
Seat	Premium, mid-back seat



BRIGGS & STRATTON® ENGINE
The Briggs & Stratton 8270 PXi engine features an oil filter and pressure lubrication.



KEY FEATURES SZT350

- Fabricated steel mower deck
- Front and rear suspension
- Centered rear rollers
- Hydrostatic transmission
- Powerful Briggs & Stratton engine
- 11 litre fuel tank
- Foot operated mower deck lift
- Premium mid-back seat with armrests
- Twin-lever steering controls with tracking adjustment for comfortable operation
- Cargo bed* included
- Electric blade engagement
- Integrated parking brake
- Large 20" rear tyres

For accessories see page 27.

* 22,7 kg. capacity, do not overload; do not carry passengers. See operator's manual for details.

SPECIFICATIONS TRACTORS

TRACTOR	REGENT™ SLT110	REGENT™ SLT175	REGENT™ SLT210SE	REGENT™ SLT275
Power				
Engine	Briggs & Stratton 7200 EXi V-Twin OHV	Briggs & Stratton 7220 EXi V-Twin OHV	Briggs & Stratton 7220 EXi V-Twin OHV	Briggs & Stratton 8240 PXi V-Twin OHV
Cylinders	2	2	2	2
Starting	Electric, Key Start	Electric, Key Start	Electric, Key Start	Electric, Key Start
Fuel Capacity (litre)	15	15	15	15
Transmission				
Brand	Tuff-Torq® K46	Tuff-Torq® K46	Tuff-Torq® K46	Tuff-Torq® K46
Type	Hydro	Hydro	Hydro	Hydro
Speed Fwd. (km/h)	0 - 7,7	0 - 6,9	0 - 6,9	0 - 8,2
Speed Rev. (km/h)	0 - 5,2	0 - 4,4	0 - 4,4	0 - 5,4
ACT™	-	-	-	-
Chassis				
Frame	Steel	Steel	Steel	Steel
Front Axle	Cast Iron	Cast Iron	Cast Iron	Cast Iron
Front Tyres (inch)	15 x 6	15 x 6	15 x 6	15 x 6
Rear Tyres (inch)	20 x 8	22 x 10	22 x 10	22 x 9,5
Turning Radius (cm)	36	36	36	36
Power Steering	-	-	-	-
Seat	Mid-Back, Adjustable	Premium Mid-Back, Adjustable	Premium Mid-Back, Adjustable	Premium Mid-Back, Adjustable
Suspension	-	-	-	-
Mower				
Cutting Width	42" (107cm)	42" (107cm)	46" (117cm)	48" (122cm)
Mower Deck	Frame Hung	CentreCut™	Frame Hung	CentreCut™
Mower Deck Type	Stamped Steel	Fabricated Steel	Stamped Steel	Fabricated Steel
Mower Deck Lift	Mechanical	Mechanical	Mechanical	Mechanical
Blade Engagement	Electric	Electric	Electric	Electric
Support Wheels/Rear Rollers	4 Support Wheels	4 Support Wheels	4 Support Wheels	4 Support Wheels
Mower Deck Removal	Frame Mounted	Frame Mounted	Frame Mounted	Frame Mounted
Blades	2	2	3	3
Cutting Height (cm)	3,8 - 10,2	3,8 - 8,9	3,8 - 10,2	3,8 - 10,2
Cutting Height Positions	7 / Manual	7 / Manual	7 / Manual	7 / Manual
Collector Capacity (l)	-	-	-	-
Washout Port	Standard	Standard	Standard	Standard
Dimensions				
Length x Width* x Height (cm)	185 x 134 x 111	185 x 112 x 111	185 x 149 x 117	185 x 123 x 117
Wheel Base (cm)	125	125	125	125
Weight (kg)	225	231	236	243
Features				
Headlights	Standard (LED)	Standard (LED)	Standard (LED)	Standard (LED)
Cruise Control	Yes	Yes	Yes	Yes
Hour Meter	-	Yes	Yes	Yes
Maintenance Monitor	-	Yes	-	Yes
Fuel Gauge	Sight gauge in seat deck	Sight gauge in seat deck	Sight gauge in seat deck	Sight gauge in seat deck
Mulch Kit/Plug	Optional	Optional	Optional	Optional
Warranty**	3-Year Limited	3-Year Limited	3-Year Limited	3-Year Limited

* Measured with deflector down.

** Applies to residential use only. See operator's manual for complete warranty details (www.simplicitymfg.com).



**BROADMOOR™
SYT410**

**REGENT™ RD
SRD210**

**REGENT™ RD
SRD310**

**REGENT™ RD
SRD360**

Briggs & Stratton
8260 PXi
V-Twin OHV, EFM
2
Electric, Push Button Start
16

Briggs & Stratton
7220 EXi
V-Twin OHV
2
Electric, Key Start
11

Briggs & Stratton
8270 PXi
V-Twin OHV
2
Electric, Key Start
11

Briggs & Stratton
8270 PXi
V-Twin OHV
2
Electric, Key Start
11

Tuff-Torq® K62 High Speed
Hydro with ACT™
0 - 9,7
0 - 6,1
Yes

Tuff-Torq® K46
Hydro
0 - 7,7
0 - 4,5
-

Tuff-Torq® K46
Hydro
0 - 7,7
0 - 4,5
-

Tuff-Torq® K46
Hydro
0 - 7,7
0 - 4,5
-

Steel
Cast Iron
16 x 6,5
22 x 10
59
Electric
High-Back Mesh,
Adjustable
SCS™ - Rear

Steel
Cast Iron
15 x 6
22 x 10
36
-
Premium Mid-Back,
Adjustable
-

Steel
Cast Iron
15 x 6
22 x 9,5
36
-
Premium Mid-Back,
Adjustable
-

Steel
Cast Iron
15 x 6
22 x 9,5
36
-
Premium Mid-Back,
Adjustable
Front and Rear

48" (122cm)
Free Floating™
Fabricated Steel
Mechanical
Electric
Full-Width Rollers
Quick Hitch™
3
3,2 - 10,2
Infinite / Electric
-
Standard

38" (96cm)
Frame Hung
Stamped Steel
Mechanical
Electric
2 Support Wheels
Frame Mounted
2
4,5 - 9,0
7 / Manual
350
Standard

42" (107cm)
Frame Hung
Stamped Steel
Mechanical
Electric
4 Support Wheels
Frame Mounted
2
4,5 - 9,0
7 / Manual
350
Standard

42" (107cm)
Frame Hung
Stamped Steel
Mechanical
Electric
4 Support Wheels
Frame Mounted
2
4,5 - 9,0
7 / Manual
350
Standard

198 x 150 x 119
131
328

260 x 102 x 121
125
276

260 x 114 x 123
125
291

260 x 114 x 123
125
291

Standard (LED)
Yes
Yes
Yes
Yes, electronic in dash
Optional
3-Year Limited

Standard (LED)
Yes
Yes
-
Yes, electronic in dash
Included
3-Year Limited

Standard (LED)
Yes
Yes
-
Yes, electronic in dash
Included
3-Year Limited

Standard (LED)
Yes
Yes
-
Yes, electronic in dash
Included
3-Year Limited

ACCESSORIES TRACTORS

DESCRIPTION	PART#	REGENT™ SLT110	REGENT™ SLT175	REGENT™ SLT210SE
PRODUCT #		2691481	2691926	2691683
MOWER DECK #		1696767	1697442	1696798
Mulch Kit for Side Discharge Deck		1696374YP	1697447	1696910
Mulch Kit for Rear Discharge Deck (High Rear Baffle)			84007258	
Twin Bag Collector Requires: Deck Boot Adapter	1697358A	• 1697367A	• 1697373A	
Triple Bag Collector Requires: Deck Boot Adapter Optional: Turbo Fan				1697359A 1697375A 1697366A
Deck Boot Adapter		1697367A	1697373A	1697375A
Dozer Blade, 42" Requires: Weight Carrier, Rear Requires: Weight, 33lbs, 15kg Requires: Tyre Chains, 22" x 10" Tyres	1696092 1694922SM 1691319SM 1695092SM	• • • •	• • • •	• • • •
Dozer Blade, 48" Wheel Weights, 14 kg (needs 2) Tyre Chains, 22" x 10" Tyres	1695939 1696352YP 1695092SM			
Snow Thrower, Single Stage, 42" Requires: Weight Carrier, Rear Requires: Weight, 33lbs, 15kg Requires: Tyre Chains, 22" x 10" Tyres	1696423 1694922SM 1691319SM 1695092SM	• • • •	• • • •	• • • •
Armrest Kit Weight, 33lbs, 15kg	1687810YP 1691319SM	• •	• •	• •
Weight Carrier, Rear Requires: Weight, 33lbs, 15kg	1694922SM 1691319SM	• •	• •	• •
Wheel Weights (needs 2) Wheel Weights, 14 kg (needs 2)	1690555SM 1696352YP	• •	• •	• •
Weight Carrier, Front Requires: Weight, 33lbs, 15kg	1694155SM 1691319SM			
Weight Carrier, Rear Requires: Weight, 33lbs, 15kg	1696323YP 1691319SM			
Tyre Chains, 22" x 10" Tyres	1695092SM	•	•	•
Rear Deflector Chute	1688033			
Configuration Kit Side Discharge			1697446	
Configuration Kit Rear Discharge			1697447	

* Eliminator® is a registered trademark of Fisher Barton.

SPECIFICATIONS & ACCESSORIES ZERO TURNS

ZERO TURN	COURIER™ SZT105	COURIER™ SZT175	COURIER™ SZT275	COURIER™ SZT350
Power				
Engine	Briggs & Stratton 7200 EXi V-Twin OHV	Briggs & Stratton 7220 EXi V-Twin OHV	Briggs & Stratton 8240 PXi V-Twin OHV	Briggs & Stratton 8270 PXi V-Twin OHV
Cylinders	2	2	2	2
Starting	Electric, Key Start	Electric, Key Start	Electric, Key Start	Electric, Key Start
Fuel Capacity (litre)	11	11	11	11
Transmission				
Brand	Hydro-Gear® EZT®	Hydro-Gear® EZT®	Hydro-Gear® EZT®	Hydro-Gear® ZF2800®
Speed Fwd. (km/h)	0 - 8,0	0 - 9,0	0 - 11,0	0 - 12,0
Speed Rev. (km/h)	0 - 4,0	0 - 4,0	0 - 4,0	0 - 4,0
Chassis				
Frame	Steel	Steel	Steel	Steel
Front Axle	Steel Fixed	Steel Pivoting	Steel Pivoting	Steel Pivoting
Tyres Front/Rear (inch)	11 x 4 / 18 x 6,5	11 x 6 / 18 x 8,5	11 x 6 / 20 x 10	11 x 6 / 20 x 10
Turning Radius (cm)	0	0	0	0
Seat	Mid-Back, Adjustable with Armrests	Mid-Back, Adjustable with Armrests	Premium Mid-Back, Adjustable with Armrests	Premium Mid-Back, Adjustable with Armrests
Suspension	-	Front	Front and Rear	Front and Rear
Mower				
Cutting Width	36" (91cm)	42" (107 cm)	48" (122 cm)	52" (132 cm)
Mower Deck	Frame Hung	Frame Hung	Frame Hung	Frame Hung
Mower Configuration	Side Discharge	CentreCut™	CentreCut™	Side Discharge
Mower Deck Type	Fabricated Steel	Fabricated Steel	Fabricated Steel	Fabricated Steel
Deck / Attachment Lift	Mechanical	Mechanical	Mechanical	Mechanical
Blade Engagement	Electric	Electric	Electric	Electric
Rear Rollers	-	-	-	Centered rear roller
Mower Deck Removal	Frame Mounted	Frame Mounted	Frame Mounted	Frame Mounted
Blades	2	2	3	3
Cutting Height (cm)	3,8 - 10,8	3,8 - 11,0	3,8 - 11,0	3,8 - 11,0
Cutting Height Positions	10 / Manual	13 / Manual	13 / Manual	13 / Manual
Washout Port	Standard	Standard	Standard	Standard
Dimensions				
Length x Width* x Height (cm)	178 x 125 x 107	187 x 149 x 101	187 x 125 x 105	187 x 167 x 105
Wheel Base (cm)	112	112	112	112
Weight (kg)	231	263	306	329
Features				
Cargo Bed**	Optional	Optional	Included	Included
Deck Support Wheels	-	2	2	2
Hourmeter	Yes	Yes	Yes	Yes
Fuel Gauge	-	Yes, in tank	Yes, in tank	Yes, in tank
Mulch Kit/Plug	Optional	Optional	Optional	Optional
Warranty***	3-Year Limited	3-Year Limited	3-Year Limited	3-Year Limited

* Measured with deflector down.

** 22,7 kg. capacity, do not overload; do not carry passengers. See operator's manual for details.

*** Applies to residential use only. See operator's manual for complete warranty details (www.simplicitymfg.com).



DESCRIPTION	PART#	COURIER™ SZT105	COURIER™ SZT175	COURIER™ SZT275	COURIER™ SZT350
PRODUCT #		2691691	2691923	2691622	2691696
Mulch Kit for Side Discharge Deck		1697428	1697447	1697449	1696908
Mulch Kit for Rear Discharge Deck (High Rear Baffle)			84007258	84007244	
Twin Bag Collector Requires: Deck Boot Adapter Requires: Deck Boot Adapter + Turbo Fan	1697408A	• 1697101	• 1697373A	• 1697376A	• 1696768A
Cargo Bed	1697133	•	•		
Cargo Bed Rhino Grips (pair)	1687855YP	•	•	•	•
Cargo Bed Rhino Grips with Ratchet (pair)	1687856YP	•	•	•	•
Light Kit	1697104	•	•	•	•
Service Jack	5601305	•	•	•	•
Service Jack Mount	5601306	•	•	•	•
Configuration Kit Side Discharge			1697446	1697448	
Configuration Kit Rear Discharge			1697447	1697449	


SERVICE JACK

For easy maintenance access to the underside of the mowing deck.



* Eliminator® is a registered trademark of Fisher Barton.

ACCESSORIES



Not all accessories shown in this catalogue may be available in your country.
Please contact your dealer for further details.



Double bag collector



Triple bag collector



Mulch kit



Single stage snow thrower



Dual stage snow thrower



Wheel weights



Tyre chains



Dozer blade



Rhino Grip Set



Mulch Plug



Weight carriers front / rear



Light Kit

SZT275






Simplicity
CENTURY OF STRIPES • 1922-2022®



www.simplicitymfg.com



YOUR SIMPLICITY® DEALER:



BRIGGS & STRATTON NETHERLANDS BV SCHEPERSWEG 4C 6049 CV HERTEN THE NETHERLANDS tel: +31 (0)475 408 383

© 2022 ALL RIGHTS RESERVED.
BRIGGS & STRATTON HAS A POLICY OF CONTINUOUS PRODUCT IMPROVEMENT AND RESERVES THE RIGHT TO MODIFY ITS SPECIFICATIONS AT ANY TIME AND WITHOUT PRIOR NOTICE.
PRODUCTS MAY VARY FROM IMAGES SHOWN. 01/2022EJEN