



SWEEPERS, PRESSURE WASHERS & WEED CONTROL UNITS



HIGH-QUALITY ROAD MAINTENANCE EQUIPMENT

MADE IN FINLAND

TABLE OF CONTENTS

SWEEPAWAY™ SWEEPERS.....	3
SweepAway™ push broom	4
SweepAway™ rotary broom.....	6
Specifications	7
POWER JET-IT™ COMBI.....	8
Specifications	10
JET-IT™ HIGH PRESSURE WASHERS	11
Standard pressure washer	12
Hot water pressure washer.....	13
Specifications	14
WEEDSTRIKER™ ELECTRIC WEED CONTROL UNIT	15
WeedStriker™ 350 & 500 mobile weed control unit	16
Specifications	17

SWEEPAWAY™

SWEEPERS



“The low-maintenance, affordable and professional push broom leaves a clean ground after every stroke!”

SWEEPAWAY™ PUSH BROOM



SWEEPAWAY™ PUSH BROOM FOR LOADERS, FORKLIFTS, TRACTORS, PICKUPS ETC.

The SweepAway™ is a simple and effective solution for professional sweeping, designed for all kinds of vehicles. It can handle a variety of materials, such as leaves, sand, rocks, debris, snow and slush. Available in different widths and series to fit a large range of vehicles and machines.

BRUSH MAINTENANCE

The sweeper head consists of separate, replaceable brush rows made of polypropylene. The sections are easy to change and helps you to keep your sweeper in top-performance. No high-tech, no rotating parts, the SweepAway™ is maintenance free and easy to clean!



Replacing the brush rows is quick and easy

SWEEPAWAY™ PUSH BROOM



The SweepAway™ can handle a variety of materials, such as leaves, sand, rocks, debris, snow, slush etc.



SweepAway™ with attachment for forklift



SweepAway™ medium series, with 12 brush rows



SweepAway™ on excavator

BROOM ATTACHMENTS

- ✓ Fork hitch
- ✓ Pickup attachment
- ✓ 3-point hitch (with optional pivot)
- ✓ Excavator hitch
- ✓ Loader hitch
- ✓ Quick coupling triangle kit
- ✓ Bucket mount hitch

OPTIONAL ACCESSORIES

- + Replacement brushes
- + Side brushes
- + Edge markers
- + Fastening straps

LIGHT SERIES

- ✓ 8 brush rows
- ✓ 150-200 cm

MEDIUM SERIES

- ✓ 12 brush rows
- ✓ 150-300 cm



Side brushes

SWEEPAWAY™ ROTARY BROOM




SWEEPAWAY™ ROTARY BROOM FOR PICKUPS, TRUCKS AND TRACTORS

The Hilltip Sweeper is a unique rotation brush for mounting on pick-ups with Hilltip Quick hitch mounting frame, or STR & VTR frames (tractor). Designed for 2,5-5,5 ton Trucks and tractors, the rotational sweeper have a diameter of 50 cm. The Sweeper operates with 1 x hydraulic function, minimum 40l/min. If no PTO it requires the Hilltip power unit with max. 45l/min output.

The Hilltip Power unit is designed for heavy on site work, or for mounting on trucks as power source for sweepers, spreaders, high pressure washers etc. It is equipped with a Kohler Patrol Engine.

OPTIONAL FEATURES

- + Hydraulic power unit
- + Deflector
- + Sprinkler kit with 500L tank
- + Electrical oil flow valve
- + Mount frames for different vehicles



Support wheels



SweepAway™ rotary broom on pickup

SWEEPAWAY™ SPECIFICATIONS



SWEEPAWAY™ PUSH BROOM LIGHT SERIES

MODEL	WIDTH	BRUSH ROWS	WEIGHT (W/O MOUNTS)	BRUSH HEIGHT
HSL 150	150 cm	8	56 kg	28 cm
HSL 200	200 cm	8	73 kg	28 cm

SWEEPAWAY™ PUSH BROOM MEDIUM SERIES

MODEL	WIDTH	BRUSH ROWS	WEIGHT (W/O MOUNTS)	BRUSH HEIGHT
HSM 150	150 cm	12	100 kg	28 cm
HSM 180	180 cm	12	115 kg	28 cm
HSM 220	220 cm	12	135 kg	28 cm
HSM 250	250 cm	12	150 kg	28 cm
HSM 300	300 cm	12	195 kg	28 cm



SWEEPAWAY™ ROTARY BROOM SPECIFICATIONS

MODEL	1800-SPL/-SL/-STR	2000-SPL/-SL/-STR	2200-SPL/-SL/-STR
Width cm	180	200	220
Diameter cm	50	50	50
Oil L/min.	40	40	40
Weight kg	130	142	160
Rotating angle	25°	25°	25°

SPL = for pickups, SL= for trucks (Parallel lifting mechanism), STR = for tractors/loaders




HYDRAULIC POWER UNIT SPECIFICATIONS

MODEL	HPU18	HPU13
Motor	18PS	12PS
Pump	42l/min @ 150bar	30l/min @ 150bar
Hydraulic functions	2	2
Hydraulic oil tank	55 l	55 l
Fuel tank	20 l	20 l
Electric start	Yes	Yes
Oil cooler	Yes	Yes
External dimensions	125 cm x 65 cm x 70 cm	125 cm x 65 cm x 70 cm
Weight	190 kg	180 kg

Specifications and other details are subject to change without notice.

POWER JET-IT™ COMBI



“The combi feature is a powerful hydraulic source to your rotating sweeper as well as a powerful pressure washer. All in one package!”

POWER JET-IT™ COMBI



POWER JET-IT™ COMBI

Thanks to the unique and compact Power Jet-It™ Combi you will also have **access to a powerful high pressure washer during your sweeping mission.** The combi feature is a powerful hydraulic source to your rotating sweeper as well as a powerful pressure washer. All in one package!

The Power Jet-It™ Combi is designed for installation onto pickups, flat beds, trailers and other similar vehicles. The Combi unit is available in two different watertank capacities, **500L and 1000L.** The total length of the 500L model is only 135cm. This makes it fittable on even Double-Cab Pickups!



Power Jet-It™ Combi 1000 l

The powerful in-cabin electric-started 18 HP engine will give you access to 150 BAR (45l/min) of hydraulic pressure and even up to 250 BAR (30l/min) of water pressure.

The 20 meter hose-reel with an solid stainless-lance will allow you to be flexible and efficient in all situations.



SweepAway™ rotary broom and Power Jet-It™ Combi 1000 l on pickup

POWER JET-IT™ COMBI SPECIFICATIONS



POWER JET-IT™ COMBI

MODEL	500	1000
Water volume	500 l	1000 l
Motor	Kohler CH620	Kohler CH620
Power	18 HP	18 HP
Output (l/min) Oil Water	45 30	45 30
Pressure (bar) Oil Water	150 250	150 250
Hydraulic functions	2	2
Hydraulic tank volume	55 l	55 l
Fuel tank volume	20 l	20 l
Electric start	YES	YES
Oil cooler	YES	YES
Total height	1100 mm	1100 mm
Total length	1350 mm	2000 mm
Total width	1200 mm	1200 mm
Total weight	330 kg	400 kg

Specifications and other details are subject to change without notice.



20 m Hose reel

A man in a dark jacket and pants is using a high-pressure washer. He is holding a long wand and spraying water onto a surface. The machine is a portable unit on a metal frame with a handle. The background shows a snowy landscape with trees. The entire image has a blue tint.

JET-IT™

HIGH PRESSURE WASHERS

JET-IT™ HIGH PRESSURE WASHERS



JET-IT™ MOBILE PRESSURE WASHERS

STANDARD HIGH PRESSURE WASHER

These versatile 350-1000 l mobile pressure washers are designed for use on pickups, trailers, tractors and other similar equipment. Their wide application areas enable easy washing/spraying of yards, graffiti, gardens, pavements, stairs, roofs, machines, facilities etc.



Jet-It™ cold water pressure washer

STANDARD FEATURES

- ✓ Spring return hose reel, 30 m
- ✓ Electric start
- ✓ Spray gun
- ✓ B&S Vanguard
- ✓ Tank with baffles inside

OPTIONAL FEATURES

- + Different lances
- + Automatic throttle control
- + Extension hose (10-20m)
- + Various nozzles

JET-IT™ HIGH PRESSURE WASHERS

HOT WATER PRESSURE WASHER

The hot water pressure washer is designed for ultimate efficiency when cleaning tough areas. It's the perfect device for removing dirt, grease, oil, etc. and dissolving sludge and ice blockage in pipes.

With the optional weed control kits it's easy to get rid of weeds on walkways and cracks in driveways. Hot water **kill weeds ecologically** and the treated area is safe to use immediately after the treatment.



Jet-It™ HT2321H hot water pressure washer

STANDARD FEATURES

- ✓ Watertank 350-1000 l PE-HD
- ✓ Electric start
- ✓ Hose reel, 30 m
- ✓ Washing pistol 310 bar, RST 1000mm
- ✓ Water heater 80 – 93 kW, max 140 °C

OPTIONAL FEATURES

- + Different lances
- + Hose for dissolving sludge and ice blockage in pipes
- + Automatic throttle control
- + Weed control nozzle kit WD 01, 5-8 L/min, 96 – 99 °C.
- + Weed control nozzle kit WD 04, 8-15 L/min, 96 – 99 °C.



Optional weed control nozzle kit WD 04



Optional weed control nozzle kit WD 01



STANDARD PRESSURE WASHERS


MODEL	HT1623ES	HT1655ES	HT2025ES	HT3521ES
Volume	350-1000 l	350-1000 l	350-1000 l	350-1000 l
Pressure	160 bar	160 bar	200 bar	350 bar
Output	23 l/min	55 l/min	25 l/min	21 l/min
Power	B&S Vanguard 13 hp motor	B&S Vanguard 31 hp motor	B&S Vanguard 18 hp motor	B&S Vanguard 23 hp motor
Weight	125 kg	215 kg	165 kg	135 kg



HOT WATER PRESSURE WASHERS

MODEL	HT2321H	HT2525HD
Volume	500-1000 l	350-1000 l
Pressure	230 bar	250 bar
Output	21 l/min	25 l/min
Power	B&S Vanguard, 18 hp motor	Kubota 18,5 kW diesel engine
Total height	105 cm	105 cm
Total length	135 cm	165 cm
Total width	127 cm	127 cm
Width (tank)	100 cm (500 l)	100 cm (500 l)
Weight	500 l: 320 kg, 1000 l: 390 kg	395 – 470 kg

WEEDSTRIKER™



“The electric weed control revolution”

WEEDSTRIKER™ 350 & 500 WEED CONTROL UNIT



WEEDSTRIKER™ MOBILE HOT WATER/STEAM WEED CONTROL UNIT

The Hilltip WeedStriker™ mobile hot water weed control unit is designed for use on pickups, trailers, tractors and other similar equipment. The unit is designed for removing weed etc.

The different weed control nozzles make it easy to get rid of weeds on walkways and cracks in driveways. Hot water **kill weeds ecologically** and the treated area is safe to use immediately after the treatment.

The WeedStriker™ is equipped with a hot water boiler and a 12V pump that is controlled with **StrikeSmart™ Smartphone App** (Phone included) which also can be connected to the **cloud based HTrack™ system**.



Weed control nozzle kit WD 01

STANDARD FEATURES

- ✓ **StrikeSmart™ Smartphone control** with adjustable parameters
- ✓ **HTrack™ tracking system**
- ✓ Quick start button with pre-set
- ✓ 12V electric
- ✓ Adjustable water flow 4-8 l/min
- ✓ Temp control up to 110 °C
- ✓ Diesel heater 54 KW
- ✓ Hose reel, 20 m
- ✓ Weed control nozzle kit WD 01, 4-6 L/min, 96 – 105 °C.
- ✓ Weed control nozzle kit WD 04, 5-8 L/min, 96 – 105 °C.

WEEDSTRIKER™ 350 & 500 WEED CONTROL UNIT



Weed control nozzle kit WD 04



StrikeSmart™ Smart phone control

OPTIONAL FEATURES

- + Different lances
- + Anti-scale kit

TECHNICAL SPECIFICATIONS

MODEL	350	500
Volume	350 l	500 l
Width	106 cm	106 cm
Height	83 cm	105 cm
Length	124 cm	140 cm
Pressure	4 bar	4 bar
Output	4-8 l/min	4-8 l/min
Power	12V electric	12V electric
Weight (Empty)	200 kg	205 kg

Specifications and other details are subject to change without notice.

SNOW AND ICE CONTROL EXPERTS

Hilltip is a leading European manufacturer of road maintenance equipment for trucks, tractors, UTVs and more.

The Finnish climate and many years of experience has made us experts in developing the most efficient and durable products for snow- and ice control. The combination of high quality materials and state of the art technology makes it hard to compete with Hilltip products.

Our products are designed, engineered and produced in our factory in Pietarsaari, Finland.



HillTip Oy Ab
Pukkisaarentie 6
FIN-68600 Pietarsaari
Finland

+358 (0) 505983026
+358 (0) 503659415
www.hilltip.com
info@hilltip.com

